

HUMBLE CITY COUNCIL
MEETING PACKET
SEPTEMBER 14, 2021



City Manager
Jason Stuebe
City Secretary
Jenny Page

Mayor
Norman Funderburk
Council Members
Charles Cunningham
Andy Curry
Bruce Davidson
David Pierce
Paula Settle

Agenda
Humble City Council
Special Meeting
Tuesday, September 14, 2021 at 10:30 a.m.
City Hall Council Chamber, 114 West Higgins
Humble, Texas


1. Call to order.
2. Invocation and Pledge of Allegiance.
3. Presentation, possible action and discussion on approval of Ordinance 21-906, adopting the Fiscal Year 2022 Budget for the City of Humble, Texas; appropriating the several sums allocated for the purpose therein named'; providing an effective date.
4. Community Announcements.

The City Council will have an opportunity to address items of community interest, including: expressions of thanks, congratulations, or condolence; information regarding holiday schedules; an honorary or salutory recognition of a public official, public employee, or other citizen; a reminder about an upcoming event organized or sponsored by the City of Humble; information regarding a social, ceremonial, or community event organized or sponsored by an entity other than the City of Humble that was attended or is scheduled to be attended by a member of the City Council or an official or employee of the City of Humble; and announcements involving an imminent threat to the public health and safety of people in the City of Humble that has arisen after posting the agenda.

5. Adjourn.


I, the undersigned, do hereby certify that the above Notice of Meeting of the Governing Body of the City of Humble, Texas, is a true and correct copy of said Notice and that I posted a true and correct copy of said Notice on the bulletin board at City Hall, 114 West Higgins, Humble, Texas. The Agenda and Notice are readily accessible to the general public at all times. Said Notice and Agenda were posted on September 10, 2021 by 10:30 a.m. and remained so posted continuously for at least 72 hours preceding the scheduled time of said meeting. The Agenda and Notice are also available on the City's website, www.cityofhumbletx.gov.

Submitted:



Jason Stuebe, City Manager

Posted this 10th day of September 2021, by 10:30 a.m.



Jenny Page, City Secretary



This Public Notice was removed from the official posting board at the Humble City Hall on the following date and time: _____ by _____

THIS FACILITY IS WHEELCHAIR ACCESSIBLE AND ACCESSIBLE PARKING SPACES ARE AVAILABLE. REQUESTS FOR ACCOMODATIONS OR INTERPRETIVE SERVICES MUST BE MADE 48 HOURS PRIOR TO THIS MEETING. PLEASE CONTACT THE CITY SECRETARY'S OFFICE AT (281) 446-3061 OR FAX (281) 446-7843 FOR FURTHER INFORMATION.

Council Meeting
September 14, 2021
Agenda Item #3

Ordinance # 21-906
Fiscal Year 2022 Budget

CITY OF HUMBLE

ORDINANCE NO. 21-906

AN ORDINANCE ADOPTING THE FISCAL YEAR 2022 BUDGET FOR THE CITY OF HUMBLE, TEXAS; APPROPRIATING THE SEVERAL SUMS ALLOCATED FOR THE PURPOSE THEREIN NAMED; PROVIDING AN EFFECTIVE DATE.

WHEREAS, the budget for the City of Humble for the Fiscal Year beginning October 1, 2021 and ending September 30, 2022 was presented for consideration; and

WHEREAS, notice of a Public Hearing on said budget was duly given as prescribed by law and the Charter of the City of Humble, Texas and that such hearing was duly held prior to the time the City Council levied taxes for the Fiscal Year; now therefore,

BE IT ORDAINED BY THE CITY COUNCIL OF THE CITY OF HUMBLE, TEXAS, THAT:

Section 1. That the proposed budget for the Fiscal Year beginning on October 1, 2021 and ending September 30, 2022, which is made a part hereof to the same extent as if set forth at length herein, is hereby adopted and approved, a copy of which is on file in the Office of the City Secretary in Humble, Texas.

Section 2. That the several amounts allocated for the purposes named in said budget be, and are hereby appropriated for such purposes.


Section 3. That this Ordinance shall take effect immediately and be in full force upon and after its adoption.

PASSED, APPROVED, AND ADOPTED this 14th day of September 2021.

Norman Funderburk
Mayor

ATTEST:

Jenny Page
City Secretary



CITY OF HUMBLE

**PROPOSED REVENUE &
EXPENDITURES**

FISCAL YEAR 2021 - 2022

CITY OF HUMBLE
FISCAL YEAR OCTOBER 1, 2021 - SEPTEMBER 30, 2022
TABLE OF CONTENTS

PRESENTATION	1
COMBINED STATEMENT OF ESTIMATED REVENUE & EXPENDITURES	2
ESTIMATED GENERAL REVENUE, GENERAL FUND	4
ESTIMATED REVENUE, WATER & SEWER OPERATING FUND	7
ESTIMATED REVENUE, I & S FUND, G.O. BONDS, SERIES 1993	9
ESTIMATED REVENUE, OTHER FUNDS	10
PROPOSED EXPENDITURES, ADMINISTRATION DEPT.	11
PROPOSED CAPITAL OUTLAY, ADMINISTRATION DEPT.	13
PROPOSED EXPENDITURES, STREET DEPT.	14
PROPOSED CAPITAL OUTLAY, STREET DEPT.	15
PROPOSED EXPENDITURES, FIRE/EMS DEPT.	16
PROPOSED CAPITAL OUTLAY, FIRE/EMS DEPT.	17
PROPOSED EXPENDITURES, POLICE DEPT.	18
PROPOSED CAPITAL OUTLAY, POLICE DEPT.	20
PROPOSED EXPENDITURE, PARK DEPT.	21
PROPOSED CAPITAL OUTLAY, PARK DEPT.	22
PROPOSED EXPENDITURES, ANIMAL CONTROL DEPT.	23
PROPOSED CAPITAL OUTLAY, ANIMAL CONTROL DEPT.	24
PROPOSED EXPENDITURES, MUNICIPAL COURT DEPT.	25

PROPOSED CAPITAL OUTLAY, MUNICIPAL COURT DEPT.	26
PROPOSED EXPENDITURES, BUILDING DEPT.	27
PROPOSED CAPITAL OUTLAY, BUILDING DEPT.	28
PROPOSED EXPENDITURES, VEHICLE MAINTENANCE DEPT.	29
PROPOSED CAPITAL OUTLAY, VEHICLE MAINTENANCE DEPT.	30
PROPOSED EXPENDITURES, FIRE MARSHAL DEPT.	31
PROPOSED CAPITAL OUTLAY, FIRE MARSHAL DEPT.	32
PROPOSED EXPENDITURES, BUILDING MAINTENANCE DEPT.	33
PROPOSED CAPITAL OUTLAY, BUILDING MAINTENANCE DEPT.	34
PROPOSED EXPENDITURES, CIVIC CENTER DEPT.	35
PROPOSED CAPITAL OUTLAY, CIVIC CENTER DEPT.	36
PROPOSED EXPENDITURES, CIVIC CENTER ARENA	37
PROPOSED CAPITAL OUTLAY, CIVIC CENTER ARENA	38
PROPOSED EXPENDITURES, CIVIC CENTER ACTIVITY CENTER	39
PROPOSED CAPITAL OUTLAY, CIVIC CENTER ACTIVITY CENTER	40
PROPOSED EXPENDITURES, BENDER PERFORMING ARTS CENTER	41
PROPOSED CAPITAL OUTLAY, BENDER PERFORMING ARTS CENTER	42
PROPOSED EXPENDITURES, WATER DEPT.	43
PROPOSED CAPITAL OUTLAY, WATER DEPT.	45
PROPOSED EXPENDITURES, SEWER DEPT.	46
PROPOSED CAPITAL OUTLAY, SEWER DEPT.	48
PROPOSED EXPENDITURES, SPECIAL REVENUE - HOTEL/MOTEL	49
PROPOSED CAPITAL OUTLAY, SPECIAL REVENUE - HOTEL/MOTEL	50
PROPOSED EXPENDITURES, SPECIAL REVENUE - TRAFFIC ENFORCEMENT	51

PROPOSED CAPITAL OUTLAY, SPECIAL REVENUE - TRAFFIC ENFORCEMENT	52
PROPOSED EXPENDITURES, CAPITAL PROJECTS	53
COMBINATION TAX & REVENUE REFUNDING BONDS, SERIES 2016	54
SCHEDULE OF COMBINATION TAX & REVENUE REFUNDING BONDS, SERIES 2016	55
SCHEDULE OF PERSONNEL DATA, INFORMATION ONLY	56

August 13, 2021

Honorable Mayor and City Council
City of Humble
Humble, Texas

In compliance with Chapter 2, Article II, Sec 2-62(7), City of Humble Code of Ordinances, I present for your review Estimates of Revenue and Expenditures for the fiscal year beginning October 1, 2021 and ending September 30, 2022. Estimated Ad Valorem Tax revenue is based on an assessed valuation of \$2,313,546,464 less estimated protests and exemptions and computed on a tax rate of \$0.263508 per \$100.00 assessed valuation. 100% of the rate is assessed for maintenance and operation of the City. The proposed M & O rate is subject to a public hearing in accordance with provisions of the Texas Property Tax Code.

Estimated expenditures provide for maintenance and operation of the city, employee salaries, benefits, and capital expenditures in various city departments.

I trust the information presented will be helpful in preparing the fiscal year budget and I recommend that a workshop session be held August 17, 2021 for that purpose. I also recommend that a public hearing in accordance with the Texas Property Tax Code be held at 6:30 P.M. on Thursday, September 9, 2021.

Respectfully,

Jason Stuebe
City Manager

COMBINED STATEMENT OF ESTIMATED REVENUE AND EXPENDITURES

FISCAL YEAR OCTOBER 1, 2021 - SEPTEMBER 30, 2022

ESTIMATED BEGINNING CASH AND INVESTMENT BALANCE OCTOBER 1:

General Fund	\$ 46,824,386.00
Water & Sewer Operating Fund	14,945,947.00
I & S Fund, G.O. Bonds, Series 1993	3,524.00
Special Revenue Fund (HOT)	500,574.00
Special Revenue Fund (Traffic Enforcement)	4,684,154.00
Capital Projects Fund	142,652.00
TOTAL ESTIMATED BEGINNING CASH AND INVESTMENT BALANCE:	<u>\$ 67,101,237.00</u>

REVENUE:

General Fund Receipts (includes \$200,000 of transfers)	\$ 37,077,738.00
Water & Sewer Operating Fund Receipts	8,543,625.00
I & S Fund, G.O. Bonds, Series 1993 Receipts	750.00
Special Revenue Fund Receipts (HOT)	441,492.00
Special Revenue Fund Receipts (Traffic Enforcement)	3,750,000.00
Capital Projects Fund Receipts (includes \$14,123,047 of transfers)	19,747,937.00
TOTAL REVENUES:	<u>\$ 69,561,542.00</u>

TOTAL ESTIMATED BEGINNING BALANCES & REVENUES:

\$ 136,662,779.00

OPERATING EXPENSE - GENERAL FUND:

Administration Department (includes \$5,513,577 of transfers)	\$ 8,521,861.00
Street Department	2,243,175.00
Fire & EMS Department	11,775,798.00
Police Department	11,485,201.00
Park Department	1,761,878.00
Animal Control Department	365,875.00
Municipal Court Department	1,241,858.00
Building Department	923,950.00
Vehicle/Equipment Maint. Department	391,200.00
Fire Marshal Department	1,048,186.00
Building Maintenance Department	456,450.00
Civic Center Department	1,794,590.00
Civic Arena Division	379,200.00
Civic Center Activity Division	2,256,550.00
Bender Performing Arts Center	307,200.00
TOTAL GENERAL FUND:	<u>\$ 44,952,972.00</u>

(CAPITAL OUTLAY INCLUDED IN OPERATING EXPENSES)

General Fund	\$ 8,950,318.00
--------------	-----------------

<u>OPERATING EXPENSE-WATER AND SEWER FUND:</u>		
Water Department		\$ 5,590,512.00
Sewer Department (includes \$8,609,470 of transfers)		12,337,720.00
TOTAL WATER & SEWER FUND:		<u>\$ 17,928,232.00</u>
 (CAPITAL OUTLAY INCLUDED IN OPERATING EXPENSES)		
Water & Sewer Operating Fund	\$	2,632,560.00
 <u>SPECIAL REVENUE FUND - HOTEL/MOTEL:</u>		
Operating Expenses (includes \$200,000 of transfers)		\$ 614,785.00
 (CAPITAL OUTLAY INCLUDED IN OPERATING EXPENSES)		
Hotel/Motel	\$	101,000.00
 <u>SPECIAL REVENUE FUND - TRAFFIC ENFORCEMENT:</u>		
Operating Expenses		\$ 3,043,915.00
 (CAPITAL OUTLAY INCLUDED IN OPERATING EXPENSES)		
Traffic Enforcement	\$	73,950.00
 <u>CAPITAL PROJECTS FUND:</u>		
Capital Outlay		\$ 19,720,039.00
 <u>TOTAL EXPENDITURES:</u>		 <u>\$ 86,259,943.00</u>
 <u>ESTIMATED SURPLUS:</u>		
General Fund	\$	38,949,152.00
Water & Sewer Operating Fund		5,561,340.00
Interest & Sinking Fund		4,274.00
Special Revenue Fund (HOT)		327,281.00
Special Revenue Fund (Traffic Enforcement)		5,390,239.00
Capital Projects Fund		170,550.00
<u>TOTAL ESTIMATED SURPLUS:</u>		<u>\$ 50,402,836.00</u>
 <u>TOTAL ESTIMATED EXPENDITURES & SURPLUS:</u>		 <u><u>\$ 136,662,779.00</u></u>

CITY OF HUMBLE

ESTIMATED GENERAL FUND BEGINNING BALANCE

FISCAL YEAR OCTOBER 1, 2021 - SEPTEMBER 30, 2022

GENERAL FUND:

Estimated Beginning Balance October 1:	\$ 46,824,386.00 *
Estimated Revenue 2021 - 2022	<u>37,077,738.00</u>
TOTAL COMBINED ESTIMATED GENERAL FUND REVENUE/BEGINNING BALANCE:	<u><u>\$ 83,902,124.00</u></u>

*Includes METRO Sales Tax Rebate balance

CITY OF HUMBLE
BUDGET PREPARATION WORKSHEET

ACCOUNT NUMBER	ACCOUNT DESCRIPTION	ACTUAL	APPROVED	Y-T-D ACTUAL	Y-T-D ANNUALIZED	RECOMMENDATIONS
		2019 - 2020	2020 - 2021	THRU 06-30-2021	2020 - 2021	2021 - 2022
01-00-00-5000	AD VALOREM TAXES, M & O	\$ 4,983,309.48	\$ 5,753,170.00	\$ 5,511,566.92	\$ 7,348,755.89	\$ 6,000,000.00
01-00-00-5001	AD VALOREM TAXES, DELINQUENT	28,934.62	35,000.00	20,772.42	27,696.56	25,000.00
01-00-00-5002	VEHICLE INVENTORY TAX (OVER/SHORT)	97,473.07	100,000.00	98,267.22	131,022.96	100,000.00
01-00-00-5005	TAX INTEREST	31,720.00	25,000.00	29,424.20	39,232.27	30,000.00
01-00-00-5006	TAX RENDITION PENALTY	6,212.47	5,000.00	4,444.87	5,926.49	5,000.00
01-00-00-5015	MUNICIPAL RIGHT-OF-WAY	54,079.91	70,000.00	23,071.12	30,761.49	30,000.00
01-00-00-5016	SERVICE CONN. FEE - CENTURY LINK	20,736.54	25,000.00	12,764.63	17,019.51	20,000.00
01-00-00-5017	FRANCHISE TAX - CENTERPOINT	1,036,843.65	1,037,029.00	777,771.18	1,037,028.24	1,040,000.00
01-00-00-5018	FRANCHISE TAX - CENTERPOINT GAS	68,065.31	68,000.00	-	-	75,000.00
01-00-00-5019	FRANCHISE TAX - COMCAST	252,161.95	250,000.00	192,891.15	257,188.20	250,000.00
01-00-00-5020	MIX DRINK TAX	201,876.62	200,000.00	187,193.89	249,591.85	225,000.00
01-00-00-5030	LOCAL SALES TAX	13,276,692.05	13,500,000.00	11,164,054.53	14,885,406.04	14,000,000.00
01-00-00-5035	BINGO TAX	72,143.92	60,000.00	36,488.61	48,651.48	50,000.00
01-00-00-5050	CHILD SAFETY FEE	17,160.44	17,000.00	13,873.97	18,498.63	17,000.00
01-00-00-5100	COURT FINES	646,418.14	650,000.00	614,774.98	819,699.97	650,000.00
01-00-00-5110	PROBATION FEES	171,263.71	175,000.00	180,577.33	240,769.77	175,000.00
01-00-00-5120	DEFENSIVE DRIVING FEES	9,605.56	12,500.00	11,171.72	14,895.63	12,500.00
01-00-00-5125	ARREST FEES	26,824.47	30,000.00	27,543.37	36,724.49	30,000.00
01-00-00-5130	DISMISSAL FEES	12,590.00	15,000.00	7,100.00	9,466.67	10,000.00
01-00-00-5135	UNIFORM TRAFFIC ACT	5,931.19	10,000.00	1,258.17	1,677.56	5,000.00
01-00-00-5140	WARRANT FEES	71,347.44	70,000.00	70,789.72	94,386.29	70,000.00
01-00-00-5150	FINES - CHILD SAFETY	833.59	1,500.00	75.00	100.00	1,000.00
01-00-00-5160	TIME PAYMENT FEE	17,368.50	18,000.00	14,455.99	19,274.65	18,000.00
01-00-00-5161	FTA PROGRAM FEE	2,372.03	2,500.00	3,184.27	4,245.69	2,500.00
01-00-00-5162	LOCAL TRUANCY PREVENT & DIVER	10,428.64	7,500.00	23,722.38	31,629.84	15,000.00
01-00-00-5163	CHILD SAFETY FINE	897.38	1,000.00	4,530.52	6,040.69	1,000.00
01-00-00-5164	LOCAL TRAFFIC FEE	4,229.65	4,000.00	10,194.28	13,592.37	5,000.00
01-00-00-5165	TIME PAYMENT - JUDICIAL EFF.	2,131.45	3,750.00	581.60	775.47	2,000.00
01-00-00-5166	MUNICIPAL JURY FEE	208.94	500.00	473.95	631.93	500.00
01-00-00-5180	JUVENILE JUSTICE FEES	90.00	500.00	-	-	-
01-00-00-5185	COURT TECHNOLOGY FEE	22,582.20	25,000.00	22,931.95	30,575.93	25,000.00
01-00-00-5190	COURT BUILDING SECURITY FEE	20,902.74	22,000.00	26,224.78	34,966.37	22,000.00
01-00-00-5200	BUILDING PERMITS	186,276.00	150,000.00	149,722.26	199,629.68	175,000.00
01-00-00-5210	PLAN REVIEW FEE	125,695.78	75,000.00	139,890.50	186,520.67	100,000.00
01-00-00-5215	SIGN PERMIT	9,300.00	7,000.00	6,600.00	8,800.00	7,000.00
01-00-00-5220	ELECTRICIAL PERMITS	41,095.00	25,000.00	79,447.50	105,930.00	50,000.00
01-00-00-5230	PLUMBING PERMITS	33,628.00	18,000.00	90,553.75	120,738.33	40,000.00
01-00-00-5235	IRRIGATION PERMITS	-	250.00	100.00	133.33	250.00
01-00-00-5240	HVAC PERMITS	30,220.00	10,000.00	85,646.50	114,195.33	50,000.00
01-00-00-5250	REFRIGERATION PERMITS	85.00	250.00	-	-	250.00
01-00-00-5260	BEER & LIQUOR PERMITS	15,222.50	15,000.00	21,085.00	28,113.33	15,000.00
01-00-00-5270	MISC. LICENSE & PERMITS	21,360.00	22,500.00	19,277.37	25,703.16	22,500.00

CITY OF HUMBLE
BUDGET PREPARATION WORKSHEET

ACCOUNT NUMBER	ACCOUNT DESCRIPTION	ACTUAL 2019 - 2020	APPROVED 2020 - 2021	Y-T-D ACTUAL THRU 06-30-2021	Y-T-D ANNUALIZED 2020 - 2021	RECOMMENDATIONS 2021 - 2022
01-00-00-5275	LICENSE REGISTRATION FEE	34,100.00	10,000.00	25,500.00	34,000.00	30,000.00
01-00-00-5280	FIRE PREVENTION PERMITS	25,850.00	5,000.00	22,459.50	29,946.00	20,000.00
01-00-00-5300	RENTALS - CHAMBER OF COMMERCE	40,425.00	43,700.00	40,425.00	53,900.00	46,200.00
01-00-00-5310	RENTALS - RECREATION HALL	35,650.00	45,000.00	37,950.00	50,600.00	45,000.00
01-00-00-5330	RENTALS - PAVILLION	1,500.00	2,500.00	5,600.00	7,466.67	5,000.00
01-00-00-5340	RENTALS - SWIMMING POOL	-	17,000.00	8,161.00	10,881.33	10,000.00
01-00-00-5360	RENTAL - CIVIC CENTER	495,406.17	640,000.00	453,225.00	604,300.00	550,000.00
01-00-00-5305	RENTALS DISCOUNTS - CIVIC CENTER	(68,675.00)	(110,080.00)	(60,962.50)	(81,283.33)	(70,000.00)
01-00-00-5355	RENTAL/EVENT PROD - PASS THRU	24,668.00	25,000.00	21,378.81	28,505.08	25,000.00
01-00-00-5362	BENDER PAC CONCESSION SALES	154.00	150.00	-	-	150.00
01-00-00-5363	RENTAL - BENDER PAC	35,700.00	30,000.00	55,850.00	74,466.67	40,000.00
01-00-00-5364	RENTAL - BENDER TICKET SALES	18,017.97	20,000.00	5,894.42	7,859.23	15,000.00
01-00-00-5365	RENTAL - EQUIPMENT	36,889.15	40,000.00	22,517.12	30,022.83	30,000.00
01-00-00-5370	RENTAL - ELECTRIC	7,875.00	5,000.00	4,870.00	6,493.33	5,000.00
01-00-00-5375	FEES - FOOD/BEVERAGE	1,385.00	2,500.00	921.59	1,228.79	1,000.00
01-00-00-5393	FEES - SET UP	10,300.00	10,000.00	4,000.00	5,333.33	10,000.00
01-00-00-5394	FEES - CLEAN UP	9,460.00	15,000.00	16,180.00	21,573.33	10,000.00
01-00-00-5395	FEES-BUSINESS/TELEPHONE	125.00	150.00	150.00	200.00	150.00
01-00-00-5397	RENTAL-ARENA	74,495.00	100,000.00	106,270.00	141,693.33	100,000.00
01-00-00-5400	INTEREST EARNED - OPERATIONS	87,745.06	50,000.00	42,484.88	56,646.51	50,000.00
01-00-00-5403	INTEREST EARNED - METRO MITIG	39,976.00	20,000.00	632.82	843.76	-
01-00-00-5404	INTEREST EARNED - SWEEP ACCT.	199,874.53	15,000.00	2,348.19	3,130.92	5,000.00
01-00-00-5406	UNREALIZED GAIN/LOSS	37,070.68	-	(202.50)	(270.00)	-
01-00-00-5410	E.M.S. RECEIPTS	728,051.53	650,000.00	523,516.86	698,022.48	700,000.00
01-00-00-5420	FALSE ALARM FEES	24,750.00	15,000.00	6,275.00	8,366.67	15,000.00
01-00-00-5435	INTERGOVT. POLICE REIMBUR	172,420.84	164,895.00	115,763.74	154,351.65	173,138.00
01-00-00-5440	MISCELLANEOUS INCOME	60,718.17	75,000.00	100,276.34	133,701.79	75,000.00
01-00-00-5500	OVER/SHORT	15.10	-	51.05	68.07	-
01-00-00-5610	CONTRIBUTIONS-STATE	15,914.99	7,500.00	3,382.70	4,510.27	7,500.00
01-00-00-5611	CONTRIBUTIONS-PUBLIC	1,631.87	1,500.00	376,278.05	501,704.07	1,500.00
01-00-00-5612	CONTRIBUTIONS-FEDERAL	820,683.89	28,100.00	1,034,938.17	1,379,917.56	4,551,600.00
01-00-00-5614	CONTRIBUTIONS-METRO(10 YR.AGRE	6,638,346.03	7,000,000.00	5,582,027.28	7,442,703.04	7,000,000.00
01-00-00-5900	PUBLIC DONATIONS	10,850.00	5,000.00	3,250.00	4,333.33	5,000.00
01-00-00-5902	FORFEITURE/SEIZURE INCOME	15,118.98	20,000.00	-	-	-
01-00-00-5950	SALE OF FIXED ASSETS	140,429.57	25,000.00	26,095.42	34,793.89	25,000.00
01-00-00-5960	INSURANCE PROCEEDS	42,273.74	25,000.00	61,782.98	82,377.31	25,000.00
01-00-00-5992	TRANSFER IN - SPECIAL REV. (HOT)	340,000.00	200,000.00	-	-	200,000.00
Total Revenue		\$ 31,795,514.21	\$ 31,719,864.00	\$ 28,333,788.52	\$ 37,778,384.69	\$ 37,077,738.00

CITY OF HUMBLE

ESTIMATED WATER & SEWER OPERATING FUND BEGINNING BALANCE

FISCAL YEAR OCTOBER 1, 2021 - SEPTEMBER 30, 2022

WATER & SEWER OPERATING FUND:

Estimated Beginning Balance October 1:	\$ 14,945,947.00
Estimated Revenue 2021 - 2022	<u>8,343,625.00</u>
	\$ 23,289,572.00

SEWER PLANT FUND:

Sewer Capacity Fee Estimated Beginning Balance October 1:	-
Estimated Revenue 2021 - 2022	<u>200,000.00</u>
	200,000.00

TOTAL COMBINED ESTIMATED WATER & SEWER OPERATING AND SEWER PLANT FUND REVENUE/BEGINNING BALANCE:	<u><u>\$ 23,489,572.00</u></u>
---	--------------------------------

ACCOUNT NUMBER	ACCOUNT DESCRIPTION	ACTUAL 2019 - 2020	APPROVED 2020 - 2021	Y-T-D ACTUAL THRU 06-30-2021	Y-T-D ANNUALIZED 2020 - 2021	RECOMMENDATIONS 2020 - 2021
<u>WATER & SEWER OPERATING FUND:</u>						
02-00-00-5006	CURRENT PENALTY	\$ 56,770.64	\$ 75,000.00	\$ 59,525.41	\$ 79,367.21	\$ 75,000.00
02-00-00-5400	INTEREST EARNED	1,955.34	2,500.00	983.01	1,310.68	-
02-00-00-5403	INTEREST EARNED - SWEEP ACCT.	119,778.53	170,500.00	1,440.21	1,920.28	-
02-00-00-5406	UNREALIZED GAIN/LOSS	3,050.00	-	-	-	-
02-00-00-5440	MISCELLANEOUS INCOME	30,187.30	30,000.00	22,078.86	29,438.48	30,000.00
02-00-00-5611	CONTRIBUTIONS - PUBLIC	349,153.42	349,154.00	349,153.42	465,537.89	50,000.00
02-00-00-5700	WATER REVENUE	3,549,804.84	3,575,000.00	2,598,981.95	3,465,309.27	3,843,125.00
02-00-00-5710	SEWER REVENUE	3,732,249.96	3,875,000.00	2,826,865.03	3,769,153.37	3,991,250.00
02-00-00-5720	CONNECTION FEES - WATER	54,278.97	55,000.00	36,326.68	48,435.57	55,000.00
02-00-00-5730	CONNECTION FEES - SEWER	20,800.00	20,000.00	15,759.00	21,012.00	20,000.00
02-00-00-5740	RECONNECT FEES	16,975.00	25,000.00	20,545.00	27,393.33	25,000.00
02-00-00-5750	BROKEN LOCK & METER FEE	-	1,500.00	-	-	-
02-00-00-5752	METER REPLACEMENT FEE	168.10	350.00	-	-	-
02-00-00-5820	BULK WATER REVENUE	238,920.78	230,000.00	162,150.89	216,201.19	247,250.00
02-00-00-5830	NEW ACCOUNT CONNECTION FEE	6,832.14	7,000.00	4,785.00	6,380.00	7,000.00
02-00-00-5850	METER TEST FEE	145.00	-	-	-	-
02-00-00-5960	INSURANCE PROCEED	34,073.57	-	22,477.52	29,970.03	-
	Total Operating Revenues	8,215,143.59	8,416,004.00	6,121,071.98	8,161,429.31	8,343,625.00
<u>SEWER PLANT FUND:</u>						
03-00-00-5404	INTEREST EARNED - SWEEP ACCT.	15,381.83	-	81.55	108.73	-
03-00-00-5930	SEWER ASSESSMENTS	163,506.76	140,000.00	228,997.48	305,329.97	200,000.00
03-00-00-5992	TRANSFER IN - WATER	400,000.00	-	-	-	-
		578,888.59	140,000.00	229,079.03	305,438.71	200,000.00
TOTAL REVENUE		\$ 8,794,032.18	\$ 8,556,004.00	\$ 6,350,151.01	\$ 8,466,868.01	\$ 8,543,625.00

CITY OF HUMBLE

ESTIMATED REVENUE

FISCAL YEAR OCTOBER 1, 2021 - SEPTEMBER 30, 2022

INTEREST & SINKING FUND, G.O. BONDS SERIES 1993:

Estimated Beginning Balance	\$	3,524.00
Tax Collections, Delinquent		<u>750.00</u>
TOTAL ESTIMATED REVENUE	\$	<u><u>4,274.00</u></u>

CITY OF HUMBLE

ESTIMATED REVENUE

FISCAL YEAR OCTOBER 1, 2021 - SEPTEMBER 30, 2022

SPECIAL REVENUE FUND - HOTEL TAXES:

Beginning Balance	\$	500,574.00
Estimated Revenue 2021 - 2022 - HOT Collections		375,000.00
Estimated Revenue 2021 - 2022 - Good Oil Day Revenue		<u>66,492.00</u>
TOTAL ESTIMATED REVENUE	\$	<u><u>942,066.00</u></u>

SPECIAL REVENUE FUND - RED LIGHT CAMERAS:

Beginning Balance	\$	4,684,154.00
Estimated Revenue 2021 - 2022		<u>3,750,000.00</u>
TOTAL ESTIMATED REVENUE	\$	<u><u>8,434,154.00</u></u>

CAPITAL PROJECTS FUND:

Beginning Balance	\$	142,652.00
Contributions - Federal - ARPA		3,571,890.00
Contributions - Federal - CDBG		2,053,000.00
Estimated Transfers from Water & Sewer Fund 2021 - 2022		8,609,470.00
Estimated Transfers from General Fund 2021 - 2022		<u>5,513,577.00</u>
TOTAL ESTIMATED REVENUE	\$	<u><u>19,890,589.00</u></u>

ADMINISTRATION DEPT

ACCOUNT NUMBER	ACCOUNT DESCRIPTION	ACTUAL 2019 - 2020	APPROVED 2020 - 2021	Y-T-D ACTUAL THRU 06-30-2021	Y-T-D ANNUALIZED 2020 - 2021	RECOMMENDATIONS 2021 - 2022
01-01-00-6000	SALARY - CITY MANAGER	\$ 141,355.63	\$ 137,000.00	\$ 104,357.13	\$ 139,142.84	\$ 141,000.00
01-01-00-6015	SALARY - CITY COUNCIL	21,600.00	21,600.00	12,900.00	17,200.00	21,600.00
01-01-00-6020	SALARIES	598,681.41	594,000.00	425,943.75	567,925.00	594,000.00
01-01-00-6021	PART-TIME SALARIES	-	19,000.00	3,300.00	4,400.00	18,000.00
01-01-00-6030	SOCIAL SECURITY EXPENSE	54,840.71	60,500.00	37,860.55	50,480.73	60,000.00
01-01-00-6040	UNEMPLOYMENT INSURANCE	1,650.93	3,000.00	1,499.11	1,998.81	5,000.00
01-01-00-6050	WORKERS' COMPENSATION	585.82	1,100.00	419.07	558.76	1,000.00
01-01-00-6060	RETIREMENT EXPENSE	102,029.14	100,700.00	72,001.15	96,001.53	98,000.00
01-01-00-6070	INSURANCE - GROUP	268,583.65	260,000.00	137,040.23	182,720.31	200,000.00
01-01-00-6085	EMPLOYEE INCENTIVE EXPENSE	2,910.59	3,000.00	-	-	3,000.00
01-01-00-6086	EMPLOYEE APPRECIATION/RECOGNITION	8,842.79	20,000.00	15,055.49	20,073.99	20,000.00
01-01-00-6095	PRE-EMPLOY/EMPLOYEE SCREENING	-	1,000.00	10.21	13.61	1,000.00
01-01-00-6100	OFFICE SUPPLIES & POSTAGE	20,832.03	25,000.00	11,678.75	15,571.67	25,000.00
01-01-00-6101	DUES & SUBSCRIPTIONS	17,157.77	24,320.00	7,337.35	9,783.13	24,320.00
01-01-00-6103	COMPUTERS/EQUIPMENT	22,140.93	25,000.00	67,249.36	89,665.81	57,550.00
01-01-00-6110	PUBLICATION	6,035.15	22,020.00	9,579.97	12,773.29	46,020.00
01-01-00-6120	PRINTING & STATIONERY	-	3,000.00	1,174.91	1,566.55	3,000.00
01-01-00-6126	HARRIS COUNTY COLLECTION FEE	6,051.38	13,000.00	10,039.95	13,386.60	15,000.00
01-01-00-6127	DELINQUENT TAX COLLECTION FEE	-	500.00	-	-	500.00
01-01-00-6128	HARRIS COUNTY APPRAISAL DIST.	38,105.00	40,000.00	30,751.00	41,001.33	45,000.00
01-01-00-6130	LEGAL & AUDIT EXPENSE	129,808.82	125,000.00	69,399.71	92,532.95	135,000.00
01-01-00-6131	PROFESSIONAL SERVICES	54,788.61	175,000.00	16,761.00	22,348.00	175,000.00
01-01-00-6134	CONSULTING FEES	-	50,000.00	-	-	-
01-01-00-6140	JANITORIAL SERVICE & SUPPLIES (City Hall	29,325.73	35,000.00	24,513.67	32,684.89	35,000.00
01-01-00-6148	LOBBYIST CONSULTING SERVICES	60,000.00	60,000.00	45,000.00	60,000.00	60,000.00
01-01-00-6149	ECONOMIC DEVELOPMENT	791.92	30,000.00	50,021.87	66,695.83	50,000.00
01-01-00-6150	ELECTION EXPENSE	13,712.12	41,000.00	67,522.23	90,029.64	45,000.00
01-01-00-6180	CONTRACT SERVICE	100,405.45	108,000.00	77,067.62	102,756.83	108,000.00
01-01-00-6200	UTILITIES - CITY HALL	25,193.25	30,000.00	12,972.71	17,296.95	30,000.00
01-01-00-6201	UTILITIES - CHAMBER OF COMMERCE	5,004.28	6,500.00	2,997.34	3,996.45	6,500.00
01-01-00-6210	COMMUNICATIONS	13,573.83	17,500.00	14,627.53	19,503.37	20,000.00
01-01-00-6230	FUEL & LUBRICANTS	83.52	500.00	45.25	60.33	500.00
01-01-00-6235	TIRES & OTHER EXPENSES	10.51	1,000.00	7.04	9.39	1,000.00
01-01-00-6245	TRAINING	11,639.84	44,475.00	2,482.90	3,310.53	48,594.00
01-01-00-6246	TRAVEL & MEALS	330.94	12,650.00	235.18	313.57	7,650.00
01-01-00-6250	FLAGS & OTHER DECORATIONS	2,470.00	15,000.00	-	-	5,000.00
01-01-00-6260	UNIFORMS & GEAR	-	3,000.00	-	-	3,000.00
01-01-00-6270	MISCELLANEOUS EXPENSE	13,062.51	20,000.00	8,856.06	11,808.08	20,000.00
01-01-00-6271	HUMBLE IMPROVEMENT PROGRAM	55,693.19	110,000.00	11,463.07	15,284.09	50,000.00
01-01-00-6273	MAINTENANCE AGREEMENTS	99,545.85	130,000.00	95,811.56	127,748.75	135,000.00
01-01-00-6275	COUNCIL/PROFESSIONAL ORGANIZAT	13,570.62	20,000.00	1,779.46	2,372.61	20,000.00

ACCOUNT NUMBER	ACCOUNT DESCRIPTION	ACTUAL	APPROVED	Y-T-D ACTUAL	Y-T-D ANNUALIZED	RECOMMENDATIONS
		2019 - 2020	2020 - 2021	THRU 06-30-2021	2020 - 2021	2021 - 2022
01-01-00-6300	INSURANCE - BUILDINGS	21,132.75	25,000.00	21,662.06	28,882.75	25,000.00
01-01-00-6310	INSURANCE - EMPLOYEE BOND	3,840.62	5,500.00	3,840.62	5,120.83	5,500.00
01-01-00-6320	INSURANCE - LIABILITY	141,548.28	175,000.00	139,285.44	185,713.92	175,000.00
01-01-00-6330	INSURANCE - OTHER	-	5,000.00	-	-	5,000.00
01-01-00-6400	MAINT & REPAIR - BUILDING - CITY HALL	22,177.36	50,000.00	17,474.05	23,298.73	50,000.00
01-01-00-6401	MAINT & REPAIR - BUILDING - CHAMBER	6,289.00	10,000.00	4,157.00	5,542.67	10,000.00
01-01-00-6410	MAINT & REPAIR - MACH & EQUIP	1,130.31	5,000.00	5,317.93	7,090.57	5,500.00
01-01-00-6415	MAINT & REPAIR - FURN.& FIXTURE	-	3,550.00	321.13	428.17	3,550.00
01-01-00-6420	MAINT & REPAIR - MOTOR VEHICLE	706.23	2,500.00	1,273.37	1,697.83	2,500.00
01-01-00-6430	MAINT & REPAIR - RADIOS	45.00	3,000.00	-	-	3,000.00
01-01-00-6960	LEASE/PURCHASE EQUIPMENT	4,711.78	7,000.00	3,441.24	4,588.32	7,000.00
01-01-00-6965	RADIO TOWER LEASE	-	1,000.00	312.00	416.00	1,000.00
01-01-00-7000	GRANT EXPENDITURES	-	12,500.00	-	-	150,000.00
01-01-00-7004	HARVEY DISASTER EXPENSES	8,868.75	-	56.25	75.00	5,000.00
	Total Operating Expenditures	2,150,864.00	2,713,415.00	1,646,903.27	2,195,871.03	2,782,284.00
01-01-00-6900	PURCHASE - MACH. & EQUIPMENT	8,977.67	19,000.00	3,492.00	4,656.00	226,000.00
01-01-00-6925	PURCHASE - REAL ESTATE	3,550.00	-	255,990.43	341,320.57	-
01-01-00-6926	PROPERTY IMPROVEMENTS	-	10,000.00	43,423.00	57,897.33	-
	Total Capital Expenditures	12,527.67	29,000.00	302,905.43	403,873.91	226,000.00
01-00-00-6994	TRANSFER OUT-CAPITAL PROJECTS FUND	719,628.34	2,818,159.00	-	-	5,513,577.00
	Total Transfers Out	719,628.34	2,818,159.00	-	-	5,513,577.00
TOTAL EXPENDITURES		\$ 2,883,020.01	\$ 5,560,574.00	\$ 1,949,808.70	\$ 2,599,744.93	\$ 8,521,861.00

CITY OF HUMBLE
BUDGET ESTIMATES
PROPOSED CAPITAL OUTLAY

ADMINISTRATION DEPARTMENT

PROPOSED CAPITAL OUTLAY:

City-Wide Network Equipment - Host Chassis and 4 Server Hosts (Current Hosts are 7 yrs old)	\$ 76,000.00
City-Wide Network Equipment - Core Switch	150,000.00
	<hr/>
TOTAL PROPOSED CAPITAL EXPENDITURE	<u>\$ 226,000.00</u>
TOTAL PROPOSED ADMINISTRATION DEPARTMENT EXPENDITURES	<u><u>\$ 8,521,861.00</u></u>

STREET DEPT.

ACCOUNT NUMBER	ACCOUNT DESCRIPTION	ACTUAL 2019 - 2020	APPROVED 2020 - 2021	Y-T-D ACTUAL THRU 06-30-2021	Y-T-D ANNUALIZED 2020 - 2021	RECOMMENDATIONS 2021 - 2022
01-02-00-6020	SALARIES	\$ 686,948.69	\$ 768,100.00	\$ 536,982.93	\$ 715,977.24	\$ 765,000.00
01-02-00-6021	PART-TIME SALARIES	12,630.79	19,750.00	5,698.48	7,597.97	21,000.00
01-02-00-6030	SOCIAL SECURITY EXPENSE	52,156.63	60,650.00	39,250.32	52,333.76	61,000.00
01-02-00-6040	UNEMPLOYMENT INSURANCE	1,722.38	2,500.00	1,676.48	2,235.31	4,000.00
01-02-00-6050	WORKERS' COMPENSATION	8,315.56	9,650.00	5,860.83	7,814.44	8,000.00
01-02-00-6060	RETIREMENT EXPENSE	96,106.36	78,100.00	72,739.22	96,985.63	102,000.00
01-02-00-6070	INSURANCE - GROUP	54,400.24	140,000.00	92,045.13	122,726.84	140,000.00
01-02-00-6080	UNIFORM SERVICE	9,384.93	8,000.00	6,895.14	9,193.52	8,500.00
01-02-00-6085	EMPLOYEE INCENTIVE EXPENSE	2,929.03	3,000.00	-	-	3,300.00
01-02-00-6086	EMPLOYEE APPRECIATION/RECOGNITION	1,198.51	1,350.00	479.44	639.25	1,350.00
01-02-00-6095	PRE-EMPLOY/EMPLOYEE SCREENING	452.21	600.00	505.85	674.47	600.00
01-02-00-6100	OFFICE SUPPLIES & POSTAGE	1,500.25	2,500.00	2,517.14	3,356.19	2,500.00
01-02-00-6103	COMPUTERS	17,150.81	10,500.00	11,913.91	15,885.21	30,425.00
01-02-00-6104	GIS	388.62	10,000.00	-	-	27,500.00
01-02-00-6105	MATERIAL & SUPPLIES	62,361.96	50,000.00	35,590.57	47,454.09	50,000.00
01-02-00-6108	MOSQUITO FOGGING SUPPLIES	13,144.31	30,000.00	5,452.96	7,270.61	35,000.00
01-02-00-6140	JANITORIAL SERVICE AND SUP.	2,599.94	3,000.00	1,985.00	2,646.67	3,000.00
01-02-00-6145	ENGINEERING FEES	9,740.51	20,000.00	13,683.27	18,244.36	20,000.00
01-02-00-6150	STORM WATER PERMIT	-	2,000.00	200.00	266.67	2,000.00
01-02-00-6180	CONTRACT SERVICE	4.33	-	299.36	399.15	500.00
01-02-00-6200	UTILITIES	2,263.00	5,500.00	1,265.18	1,686.91	5,500.00
01-02-00-6210	COMMUNICATIONS	1,098.13	2,500.00	800.45	1,067.27	2,000.00
01-02-00-6230	FUEL & LUBRICANTS	22,211.70	27,000.00	17,769.55	23,692.73	25,000.00
01-02-00-6235	TIRES & OTHER EXPENSES	3,010.89	3,500.00	4,633.35	6,177.80	3,500.00
01-02-00-6245	TRAINING SCHOOL	5,531.80	8,000.00	1,693.11	2,257.48	6,000.00
01-02-00-6273	MAINTENANCE AGREEMENTS	18,767.05	21,100.00	13,930.88	18,574.51	21,000.00
01-02-00-6330	INSURANCE - OTHER	3,018.96	3,250.00	3,094.58	4,126.11	3,500.00
01-02-00-6400	MAINT & REPAIR-BLDG	52,933.54	35,000.00	29,717.33	39,623.11	35,000.00
01-02-00-6405	STREET LIGHTS	177,735.23	175,000.00	69,290.84	92,387.79	175,000.00
01-02-00-6406	TRAFFIC LIGHTS	30,021.16	26,500.00	18,398.99	24,531.99	26,500.00
01-02-00-6410	MAINT & REPAIR - MACH & EQUIP	3,512.69	9,000.00	4,498.29	5,997.72	16,500.00
01-02-00-6420	MAINT & REPAIR - MOTOR VEHICLE	19,705.02	22,500.00	17,078.15	22,770.87	22,500.00
01-02-00-6430	MAINT & REPAIR - RADIOS	49.32	500.00	-	-	500.00
01-02-00-6440	MAINT & REPAIR - STREETS	22,115.25	65,000.00	3,338.84	4,451.79	130,000.00
01-02-00-6445	MAINT ROAD R.O.W.	63,819.66	70,000.00	30,355.19	40,473.59	70,000.00
01-02-00-6450	MAINT & REPAIR-DRAINAGE	11,306.26	30,000.00	18,815.69	25,087.59	100,000.00
01-02-00-6960	LEASE/PURCHASE EQUIPMENT	35,150.09	2,500.00	1,677.10	2,236.13	65,000.00
01-02-00-6965	RADIO TOWER LEASE	4,680.00	5,000.00	3,120.00	4,160.00	5,000.00
	Total Operating Expenditures	1,510,065.81	1,731,550.00	1,073,253.55	1,431,004.73	1,998,175.00
01-02-00-6900	PURCHASE - MACH. & EQUIPMENT	11,739.18	142,500.00	97,169.03	129,558.71	100,000.00
01-02-00-6920	PURCHASE - MOTOR VEHICLES	9,090.00	-	-	-	30,000.00
01-02-00-6926	PROPERTY IMPROVEMENTS	-	65,000.00	6,500.00	8,666.67	85,000.00
01-02-00-6940	PURCHASE - STREET SIGNS	-	30,000.00	9,916.21	13,221.61	30,000.00
	Total Capital Expenditures	20,829.18	237,500.00	113,585.24	151,446.99	245,000.00
TOTAL EXPENDITURES		\$ 1,530,894.99	\$ 1,969,050.00	\$ 1,186,838.79	\$ 1,582,451.72	\$ 2,243,175.00

CITY OF HUMBLE
 BUDGET ESTIMATES
 PROPOSED CAPITAL OUTLAY

STREET DEPARTMENT

PROPOSED CAPITAL OUTLAY

Kobata Mini Excavator will be replacing existing 2005 Mini Excavator	\$ 50,000.00
Equipment and installation to existing Izusu Cab and Chassis to convert to Push Truck	50,000.00
1500 GMC Pick-up Truck to replace 2007 1500 Chevy with 100,814 miles	30,000.00
* Remodel and add additional space for employees	85,000.00
New and Replacement Street Signs	30,000.00

TOTAL PROPOSED CAPITAL EXPENDITURE	\$ 245,000.00
TOTAL PROPOSED STREET DEPARTMENT EXPENDITURES	\$ 2,243,175.00

* Carryover of budgeted item from fiscal year 2021 plus
 additional \$40,000 budgeted in fiscal year 2022.

FIRE DEPARTMENT

ACCOUNT NUMBER	ACCOUNT DESCRIPTION	ACTUAL 2019 - 2020	APPROVED 2020 - 2021	Y-T-D ACTUAL THRU 06-30-2021	Y-T-D ANNUALIZED 2020 - 2021	RECOMMENDATIONS 2021 - 2022
01-03-00-6020	SALARIES	\$ 4,088,646.72	\$ 4,205,105.00	\$ 3,131,901.88	\$ 4,175,869.17	\$ 4,355,000.00
01-03-00-6020 - 6085	SALARIES & BENEFITS - 1 New Position	-	-	-	-	139,700.00
01-03-00-6021	PART-TIME SALARIES	44,527.50	28,000.00	2,904.00	3,872.00	19,000.00
01-03-01-6027	EMS MEDICAL DIRECTOR	19,000.08	-	14,250.06	19,000.08	-
01-03-00-6030	SOCIAL SECURITY EXPENSE	301,885.85	323,833.00	228,545.16	304,726.88	334,000.00
01-03-00-6040	UNEMPLOYMENT INSURANCE	7,214.11	8,100.00	7,208.73	9,611.64	13,700.00
01-03-00-6050	WORKERS' COMPENSATION	27,844.35	24,129.00	22,304.15	29,738.87	32,900.00
01-03-00-6060	RETIREMENT EXPENSE	566,985.88	579,464.00	426,936.99	569,249.32	579,000.00
01-03-00-6070	INSURANCE - GROUP	424,299.21	500,000.00	353,749.49	471,665.99	493,000.00
01-03-00-6085	EMPLOYEE INCENTIVE EXPENSE	13,516.44	15,000.00	-	-	15,300.00
01-03-00-6086	EMPLOYEE APPRECIATION/RECOGNITION	2,941.75	4,000.00	3,376.18	4,501.57	4,500.00
01-03-00-6095	PRE-EMPLOY/EMPLOYEE SCREENING	7,653.56	11,000.00	3,126.04	4,168.05	11,000.00
01-03-00-6100	OFFICE SUPPLIES & POSTAGE	102.38	3,000.00	1,137.68	1,516.91	3,000.00
01-03-01-6100	OFFICE SUPPLIES & POSTAGE	699.03	-	-	-	-
01-03-00-6103	COMPUTERS/EQUIPMENT	23,371.34	40,000.00	25,283.27	33,711.03	49,900.00
01-03-00-6105	MATERIAL & SUPPLIES	27,981.41	142,700.00	90,287.70	120,383.60	154,000.00
01-03-01-6105	MATERIAL & SUPPLIES (EMS)	101,108.20	-	-	-	-
01-03-00-6131	PROFESSIONAL SERVICES	-	95,000.00	32,980.37	43,973.83	120,000.00
01-03-01-6131	PROFESSIONAL SERVICES	79,111.39	-	-	-	-
01-03-00-6140	JANITORIAL SERVICE & SUPPLIES	-	6,000.00	4,792.29	6,389.72	7,000.00
01-03-01-6140	JANITORIAL SERVICE & SUPPLIES	3,977.75	-	-	-	-
01-03-01-6145	OXYGEN	4,502.05	-	-	-	-
01-03-01-6150	MEDICAL WASTE DISPOSAL	1,177.71	-	-	-	-
01-03-00-6180	CONTRACT SERVICE	151.63	13,500.00	5,623.23	7,497.64	13,500.00
01-03-01-6180	CONTRACT SERVICE	1,666.99	-	-	-	-
01-03-00-6200	UTILITIES	21,853.51	30,000.00	11,946.64	15,928.85	30,000.00
01-03-00-6210	COMMUNICATIONS	28,250.68	25,000.00	18,774.52	25,032.69	30,000.00
01-03-00-6230	FUEL & LUBRICANTS	30,153.55	46,000.00	25,434.86	33,913.15	46,000.00
01-03-00-6245	TRAINING SCHOOL	42,243.21	73,000.00	30,121.00	40,161.33	75,000.00
01-03-00-6248	COMMUNITY RISK REDUCTION	10,034.30	13,000.00	3,100.15	4,133.53	13,000.00
01-03-00-6252	MUTUAL AID	-	-	12,230.63	16,307.51	-
01-03-00-6260	UNIFORMS & GEAR	47,948.01	112,000.00	45,974.59	61,299.45	112,000.00
01-03-00-6273	MAINTENANCE AGREEMENTS	128,114.91	137,800.00	109,220.03	145,626.71	141,200.00
01-03-00-6330	INSURANCE - OTHER	36,227.57	36,000.00	37,134.96	49,513.28	36,000.00
01-03-00-6400	MAINT & REPAIR - BUILDING	25,579.92	62,000.00	24,458.74	32,611.65	62,000.00
01-03-00-6410	MAINT & REPAIR - MACH & EQUIP	35,603.16	38,000.00	24,423.63	32,564.84	43,500.00
01-03-00-6415	MAINT & REPAIR - FURN & FIXT	-	-	1,439.97	1,919.96	17,000.00
01-03-00-6420	MAINT & REPAIR - MOTOR VEHICLE	56.62	105,000.00	60,836.62	81,115.49	105,000.00
01-03-00-6425	FIRE TRUCK/VEHICLE EXPENSE	193,332.36	-	109.36	145.81	-
01-03-01-6425	MAINT & REPAIR - VEHICLES	8,384.22	-	-	-	-
01-03-00-6430	MAINT & REPAIRS - RADIOS	3,451.50	45,000.00	878.50	1,171.33	45,000.00
01-03-00-6960	LEASE/PURCHASE EQUIPMENT	2,295.78	7,500.00	1,544.31	2,059.08	7,500.00
01-03-00-6965	RADIO TOWER LEASE	23,868.00	28,080.00	15,912.00	21,216.00	28,080.00
01-03-00-6990	CAPITAL LEASE PAYMENT	44,517.71	44,518.00	44,517.71	59,356.95	44,518.00
	Total Operating Expenditures	6,430,280.34	6,801,729.00	4,822,465.44	6,429,953.92	7,180,298.00
01-03-00-6900	PURCHASE - MACH. & EQUIPMENT	68,638.29	70,300.00	36,858.51	49,144.68	52,000.00
01-03-00-6920	PURCHASE - MOTOR VEHICLES	950,387.76	1,000,000.00	970,466.03	1,293,954.71	-
01-03-00-6926	PROPERTY IMPROVEMENT	-	20,000.00	-	-	4,543,500.00
	Total Capital Expenditures	1,019,026.05	1,090,300.00	1,007,324.54	1,343,099.39	4,595,500.00
TOTAL EXPENDITURES		\$ 7,449,306.39	\$ 7,892,029.00	\$ 5,829,789.98	\$ 7,773,053.31	\$ 11,775,798.00

CITY OF HUMBLE
BUDGET ESTIMATES
PROPOSED CAPITAL OUTLAY

FIRE & EMS DEPARTMENT

PROPOSED CAPITAL OUTLAY

Forcible Entry / Ventilation Training Props	\$ 9,500.00
Replacement for broken gym equipment	8,500.00
(2) Ambulance Ventilators	34,000.00
Station 1 Modifications - ADA Compliance	20,000.00
New Fire Station #2	4,523,000.00
	<hr/>
TOTAL PROPOSED CAPITAL EXPENDITURES	<u>\$ 4,595,000.00</u>
TOTAL PROPOSED FIRE & EMS DEPARTMENT EXPENDITURES	<u>\$ 11,775,798.00</u>

POLICE DEPARTMENT

ACCOUNT NUMBER	ACCOUNT DESCRIPTION	ACTUAL 2019 - 2020	APPROVED 2020 - 2021	Y-T-D ACTUAL THRU 06-30-2021	Y-T-D ANNUALIZED 2020 - 2021	RECOMMENDATIONS 2021 - 2022
01-04-00-6020	SALARIES	\$ 6,117,057.30	\$ 5,940,000.00	\$ 4,313,029.26	\$ 5,750,705.68	\$ 6,198,000.00
01-04-00-6020 - 6085	SALARIES & BENEFITS - 3 New Position	-	-	-	-	296,200.00
01-04-00-6021	PART TIME EMPLOYEES	3,308.25	148,000.00	25,557.83	34,077.11	175,000.00
01-04-00-6030	SOCIAL SECURITY EXPENSE	449,166.70	468,000.00	313,538.18	418,050.91	490,000.00
01-04-00-6040	UNEMPLOYMENT INSURANCE	10,762.22	15,000.00	10,619.26	14,159.01	22,000.00
01-04-00-6050	WORKERS' COMPENSATION	35,896.57	36,500.00	25,420.13	33,893.51	39,700.00
01-04-00-6060	RETIREMENT EXPENSE	840,021.26	810,000.00	536,125.51	714,834.01	825,000.00
01-04-00-6070	INSURANCE - GROUP	946,002.05	1,110,000.00	555,489.38	740,652.51	944,000.00
01-04-00-6085	EMPLOYEE INCENTIVE EXPENSE	20,796.06	22,500.00	-	-	23,400.00
01-04-00-6086	EMPLOYEE APPRECIATION/RECOGNITION	2,618.98	4,500.00	2,657.80	3,543.73	5,340.00
01-04-00-6095	PRE-EMPLOY/EMPLOYEE SCREENING	3,708.59	10,650.00	9,072.96	12,097.28	15,000.00
01-04-00-6100	OFFICE SUPPLIES & POSTAGE	32,687.73	43,200.00	25,976.26	34,635.01	43,200.00
01-04-00-6101	DUES & SUBSCRIPTIONS	1,864.61	6,070.00	1,021.96	1,362.61	6,070.00
01-04-00-6103	COMPUTERS	294,747.88	497,830.00	327,536.10	436,714.80	521,692.00
01-04-00-6105	MATERIAL & SUPPLIES	22,437.59	33,300.00	13,681.54	18,242.05	23,300.00
01-04-00-6106	EQUIPMENT & SUPPLIES	11,239.65	21,280.00	2,775.81	3,701.08	29,260.00
01-04-00-6107	SPECIAL RESPONSE GROUP	-	10,678.00	-	-	10,268.00
01-04-00-6108	SETCIC	3,885.80	6,750.00	3,326.60	4,435.47	6,750.00
01-04-00-6111	K-9	5,068.49	8,400.00	1,171.43	1,561.91	8,400.00
01-04-00-6112	OFFICE FURNITURE	6,442.23	16,000.00	4,307.34	5,743.12	25,000.00
01-04-00-6120	PRINTING & STATIONERY	2,219.60	8,000.00	3,952.73	5,270.31	10,000.00
01-04-00-6130	LEGAL	38,310.78	34,000.00	32,774.29	43,699.05	50,000.00
01-04-00-6131	PROFESSIONAL SERVICES	19,454.87	47,400.00	11,563.63	15,418.17	51,400.00
01-04-00-6137	JAIL EXPENSE	19,969.91	35,000.00	14,628.51	19,504.68	30,000.00
01-04-00-6140	JANITORIAL SERVICE & SUPPLIES	49,412.42	81,320.00	41,646.82	55,529.09	60,000.00
01-04-00-6200	UTILITIES	41,267.63	50,000.00	23,707.27	31,609.69	50,000.00
01-04-00-6210	COMMUNICATIONS	77,412.07	107,000.00	59,351.92	79,135.89	90,000.00
01-04-00-6230	FUEL & LUBRICANTS	101,378.74	170,000.00	81,421.26	108,561.68	125,000.00
01-04-00-6235	TIRES & OTHER EXPENSES	14,764.24	32,280.00	9,712.78	12,950.37	38,736.00
01-04-00-6245	TRAINING SCHOOL	62,295.59	137,338.00	44,482.10	59,309.47	80,000.00
01-04-00-6250	CRIME VICTIM LIASON	2,151.73	11,000.00	2,642.07	3,522.76	11,000.00
01-04-00-6253	COMMUNITY SERVICES	4,258.46	30,350.00	2,415.30	3,220.40	10,000.00
01-04-00-6255	CRIME LAB	3,413.09	11,550.00	6,489.86	8,653.15	18,300.00
01-04-00-6260	UNIFORMS & GEAR	29,105.29	117,216.00	63,015.79	84,021.05	100,000.00
01-04-00-6273	MAINTENANCE AGREEMENTS	146,728.89	224,000.00	130,345.66	173,794.21	180,000.00
01-04-00-6330	INSURANCE - OTHER	35,221.24	35,000.00	36,256.24	48,341.65	38,000.00
01-04-00-6335	INSURANCE-LIABILITY	30,282.00	45,000.00	30,560.32	40,747.09	33,000.00
01-04-00-6400	MAINT & REPAIR - BUILDING	29,685.86	63,500.00	21,831.32	29,108.43	83,500.00
01-04-00-6410	MAINT & REPAIR - MACH & EQUIP	968.52	25,000.00	1,461.88	1,949.17	10,000.00
01-04-00-6420	MAINT & REPAIR - MOTOR VEHICLE	50,060.90	101,000.00	67,169.78	89,559.71	101,000.00
01-04-00-6430	MAINT & REPAIR - RADIOS	30,431.61	54,000.00	32,873.28	43,831.04	49,000.00
01-04-00-6960	LEASE/PURCHASE EQUIPMENT	9,239.08	13,000.00	4,832.64	6,443.52	13,000.00
01-04-00-6965	RADIO TOWER LEASE	69,927.00	80,000.00	47,736.00	63,648.00	80,000.00
	Total Operating Expenditures	9,675,671.48	10,721,612.00	6,942,178.80	9,256,238.40	11,019,516.00

ACCOUNT NUMBER	ACCOUNT DESCRIPTION	ACTUAL 2019 - 2020	APPROVED 2020 - 2021	Y-T-D ACTUAL THRU 06-30-2021	Y-T-D ANNUALIZED 2020 - 2021	RECOMMENDATIONS 2021 - 2022
01-04-00-6900	PURCHASE MACH & EQUIPMENT	-	321,970.00	318,206.50	424,275.33	148,600.00
01-04-00-6920	PURCHASE - MOTOR VEHICLES	80,775.60	269,359.00	-	-	198,525.00
01-04-00-6926	PROPERTY IMPROVEMENTS	-	377,000.00	115,507.32	154,009.76	118,560.00
	Total Capital Expenditures	80,775.60	968,329.00	433,713.82	578,285.09	465,685.00
TOTAL EXPENDITURES		\$ 9,756,447.08	\$ 11,689,941.00	\$ 7,375,892.62	\$ 9,834,523.49	\$ 11,485,201.00

CITY OF HUMBLE
 BUDGET ESTIMATES
 PROPOSED CAPITAL OUTLAY

POLICE DEPARTMENT

PROPOSED CAPITAL OUTLAY:

Mobile Radios	\$ 27,500.00
Handheld Radios	23,200.00
Covert Cameras	20,400.00
License Plate Readers	43,100.00
Coban H1 Units - This year we will need to install the H1 sys the H1 system in three vehicles @ \$9,300 each.	27,900.00
Sallyport Fans - Requesting several fans to increase circulation and expel emmissions from vehicles inside the area.	19,000.00
Stinger Spike System - Purchase of ten (10) replacement spike strips @ \$650 each.	6,500.00
Three (3) 2021 Chevrolet Patrol Tahoes & Outfitting	198,525.00
A/C Unit Replacements: 15 Ton System 230 Phase w/heat, 10 Ton 460 V System w/heat, 2 Ton Upflow Single Phase System	37,560.00
Door Access Readers - Four (4) new door access readers @ \$3,000 each.	12,000.00
Wrought Iron Fencing - To be installed around the north parking lot.	50,000.00
	<hr/>
TOTAL PROPOSED CAPITAL EXPENDITURES	<u>\$ 465,685.00</u>
TOTAL PROPOSED POLICE DEPARTMENT EXPENDITURES	<u>\$ 11,485,201.00</u>

PARK DEPARTMENT

ACCOUNT NUMBER	ACCOUNT DESCRIPTION	ACTUAL 2019 - 2020	APPROVED 2020 - 2021	Y-T-D ACTUAL THRU 06-30-2021	Y-T-D ANNUALIZED 2020 - 2021	RECOMMENDATIONS 2021 - 2022
01-06-00-6020	SALARIES	\$ 548,594.85	\$ 541,000.00	\$ 420,946.57	\$ 561,262.09	\$ 584,000.00
01-06-00-6030	SOCIAL SECURITY EXPENSE	40,056.43	42,600.00	30,444.78	40,593.04	45,000.00
01-06-00-6040	UNEMPLOYMENT INSURANCE	1,008.00	1,450.00	1,152.00	1,536.00	2,500.00
01-06-00-6050	WORKERS' COMPENSATION	3,340.00	3,800.00	3,441.15	4,588.20	3,600.00
01-06-00-6060	RETIREMENT EXPENSE	75,609.22	75,300.00	57,084.48	76,112.64	78,000.00
01-06-00-6070	INSURANCE - GROUP	67,641.23	109,300.00	68,635.61	91,514.15	120,000.00
01-06-00-6080	UNIFORM SERVICE	7,562.86	8,000.00	5,705.52	7,607.36	8,000.00
01-06-00-6085	EMPLOYEE INCENTIVE EXPENSE	2,050.33	2,700.00	-	-	2,100.00
01-06-00-6086	EMPLOYEE APPRECIATION/RECOGNITION	76.48	770.00	-	-	770.00
01-06-00-6095	PRE-EMPLOY/EMPLOYEE SCREENING	10.21	3,000.00	456.12	608.16	3,000.00
01-06-00-6100	OFFICE SUPPLIES	475.49	1,500.00	443.25	591.00	1,500.00
01-06-00-6103	COMPUTERS	1,509.61	19,500.00	2,034.91	2,713.21	10,000.00
01-06-00-6105	MATERIAL & SUPPLIES	29,697.20	30,000.00	18,461.19	24,614.92	35,000.00
01-06-00-6107	SWIMMING POOL EXPENSE	31,581.94	45,000.00	25,485.02	33,980.03	45,000.00
01-06-00-6131	POOL MANAGEMENT SERVICES	-	65,000.00	30,240.35	40,320.47	42,198.00
01-06-00-6180	CONTRACT SERVICES	-	4,750.00	2,041.94	2,722.59	6,010.00
01-06-00-6200	UTILITIES	4,043.17	10,000.00	6,651.53	8,868.71	10,000.00
01-06-00-6210	COMMUNICATIONS	1,251.11	2,500.00	912.21	1,216.28	3,500.00
01-06-00-6230	FUEL & LUBRICANTS	11,981.47	12,000.00	8,398.91	11,198.55	12,000.00
01-06-00-6235	TIRES & OTHER EXPENSES	2,202.86	3,500.00	2,152.55	2,870.07	3,500.00
01-06-00-6245	TRAINING SCHOOL	540.29	2,000.00	545.00	726.67	2,000.00
01-06-00-6273	MAINTENANCE AGREEMENTS	3,861.52	6,200.00	4,767.12	6,356.16	7,500.00
01-06-00-6330	INSURANCE - OTHER	4,098.12	4,000.00	3,855.34	5,140.45	4,200.00
01-06-00-6400	MAINT & REPAIR - BUILDING	4,004.51	5,000.00	4,863.53	6,484.71	10,000.00
01-06-00-6405	GREENHOUSE/GARDEN EXPENSE	35,176.25	55,000.00	31,805.68	42,407.57	55,000.00
01-06-00-6410	MAINT & REPAIR - MACH & EQUIP	19,840.60	12,000.00	17,023.44	22,697.92	17,000.00
01-06-00-6420	MAINT & REPAIR - MOTOR VEHICLE	6,079.36	12,000.00	2,891.80	3,855.73	12,000.00
01-06-00-6430	MAINT & REPAIRS - RADIOS	-	200.00	-	-	200.00
01-06-00-6435	MAINT & REPAIR - PARKS	38,734.70	50,000.00	26,014.23	34,685.64	60,000.00
01-06-00-6960	LEASE/PURCHASE EQUIPMENT	-	1,800.00	-	-	1,800.00
	Total Operating Expenditures	941,027.81	1,129,870.00	776,454.23	1,035,272.31	1,185,378.00
01-06-00-6900	PURCHASE - MACH. & EQUIPMENT	-	29,000.00	32,213.17	42,950.89	95,500.00
01-06-00-6920	PURCHASE-MOTOR VEHICLE	41,466.00	45,000.00	42,325.00	56,433.33	-
01-06-00-6926	PROPERTY IMPROVEMENTS	838,220.75	276,000.00	210,491.23	280,654.97	481,000.00
	Total Capital Expenditures	879,686.75	350,000.00	285,029.40	380,039.20	576,500.00
TOTAL EXPENDITURES		\$ 1,820,714.56	\$ 1,479,870.00	\$ 1,061,483.63	\$ 1,415,311.51	\$ 1,761,878.00

CITY OF HUMBLE
BUDGET ESTIMATES
PROPOSED CAPITAL OUTLAY

PARK DEPARTMENT

PROPOSED CAPITAL OUTLAY:

Hirsch Park/Parks Facility Fencing Will include Hirsch Park Perimeter, Pool, Tennis Courts, And Parks Facility Perimeter	\$ 320,000.00
Replace Playground Equipment & Covered Swings at Schott Park - East Side Of Park By Pavilion	81,000.00
Hirsch Park Covered Picnic Areas Two Areas That Are 20'x20' Each	50,000.00
Basketball Court Resurfacing & Painting Five Courts Total	18,000.00
Basketball Goal Replacement: 5 Goals Total	12,000.00
Kubota U48-5R3AP Excavator	82,500.00
Texas Pride 7'x12' Dump Trailer	13,000.00
	<hr/>
TOTAL PROPOSED CAPITAL EXPENDITURE	\$ 576,500.00
	<hr/>
TOTAL PROPOSED PARK DEPARTMENT EXPENDITURES	<u>\$ 1,761,878.00</u>

ANIMAL CONTROL

ACCOUNT NUMBER	ACCOUNT DESCRIPTION	ACTUAL 2019 - 2020	APPROVED 2020 - 2021	Y-T-D ACTUAL THRU 06-30-2021	Y-T-D ANNUALIZED 2020 - 2021	RECOMMENDATIONS 2021 - 2022
01-07-00-6020	SALARIES	\$ 108,668.48	\$ 115,000.00	\$ 82,148.32	\$ 109,531.09	\$ 114,000.00
01-07-00-6021	PART-TIME SALARIES	10,500.00	13,500.00	9,839.80	13,119.73	14,000.00
01-07-00-6030	SOCIAL SECURITY EXPENSE	9,066.17	10,000.00	6,939.52	9,252.69	10,000.00
01-07-00-6040	UNEMPLOYMENT INSURANCE	431.93	600.00	395.90	527.87	1,000.00
01-07-00-6050	WORKERS' COMPENSATION	1,210.92	1,500.00	919.88	1,226.51	2,000.00
01-07-00-6060	RETIREMENT EXPENSE	15,240.05	16,000.00	11,141.55	14,855.40	16,000.00
01-07-00-6070	INSURANCE - GROUP	56,058.24	45,000.00	26,583.72	35,444.96	45,000.00
01-07-00-6080	UNIFORM SERVICE	687.95	1,000.00	795.31	1,060.41	1,250.00
01-07-00-6085	EMPLOYEE INCENTIVE EXPENSE	585.81	600.00	-	-	600.00
01-07-00-6086	EMPLOYEE APPRECIATION/RECOGNITION	177.71	650.00	121.32	161.76	650.00
01-07-00-6095	PRE-EMPLOY/EMPLOYEE SCREENING	305.71	600.00	-	-	600.00
01-07-00-6100	OFFICE SUPPLIES & POSTAGE	331.43	300.00	60.49	80.65	300.00
01-07-00-6103	COMPUTERS	2,057.44	6,300.00	1,596.55	2,128.73	8,075.00
01-07-00-6105	MATERIAL & SUPPLIES	27,958.15	23,000.00	24,465.11	32,620.15	35,000.00
01-07-00-6200	UTILITIES	20,247.19	15,000.00	12,286.85	16,382.47	17,250.00
01-07-00-6210	COMMUNICATIONS	1,482.75	2,000.00	1,066.17	1,421.56	2,000.00
01-07-00-6230	FUEL & LUBRICANTS	1,294.17	1,750.00	1,001.92	1,335.89	1,500.00
01-07-00-6235	TIRES & OTHER EXPENSES	15.62	500.00	10.48	13.97	500.00
01-07-00-6245	TRAINING SCHOOL	1,008.10	4,500.00	-	-	4,500.00
01-07-00-6273	MAINTENANCE AGREEMENTS	4,197.38	7,800.00	3,195.61	4,260.81	7,800.00
01-07-00-6330	INSURANCE - OTHER	251.58	350.00	257.88	343.84	350.00
01-07-00-6400	MAINT & REPAIR - BUILDING	3,174.03	3,500.00	811.00	1,081.33	5,000.00
01-07-00-6410	MAINT & REPAIR - MACH & EQUIP	2,317.01	-	0.99	1.32	5,000.00
01-07-00-6420	MAINT & REPAIR - MOTOR VEHICLE	1,227.88	1,500.00	580.54	774.05	1,500.00
01-07-00-6430	MAINT & REPAIRS - RADIOS	-	500.00	-	-	-
01-07-00-6450	MAINT & REPAIR - POUND	3,479.75	-	-	-	-
01-07-00-6960	LEASE/PURCHASE EQUIPMENT	-	1,500.00	-	-	1,500.00
01-07-00-6965	RADIO TOWER LEASE	468.00	500.00	312.00	416.00	500.00
	Total Operating Expenditures	272,443.45	273,450.00	184,530.91	246,041.21	295,875.00
01-07-00-6900	PURCHASE - MACH. & EQUIPMENT	10,049.00	5,000.00	-	-	-
01-07-00-6920	PURCHASE - MOTOR VEHICLE	-	-	-	-	70,000.00
01-07-00-6926	PROPERTY IMPROVEMENTS	-	28,500.00	7,034.10	9,378.80	-
	Total Capital Expenditures	10,049.00	33,500.00	7,034.10	9,378.80	70,000.00
TOTAL EXPENDITURES		\$ 282,492.45	\$ 306,950.00	\$ 191,565.01	\$ 255,420.01	\$ 365,875.00

CITY OF HUMBLE
BUDGET ESTIMATES
PROPOSED CAPITAL OUTLAY

ANIMAL CONTROL DEPARTMENT

PROPOSED CAPITAL OUTLAY

Purchase (1) one 2022 GMC 2500 Sierra HD truck - This will replace a 2009 Chevrolet 2500 with 82,000 miles.	\$ 35,000.00
Purchase Model SSCMD Stainless Steel Chassis Mount Deluxe Transportation Box for Animal Control Truck	35,000.00
	<hr/>
TOTAL PROPOSED CAPITAL EXPENDITURE	<u>\$ 70,000.00</u>
TOTAL PROPOSED ANIMAL CONTROL DEPARTMENT EXPENDITURES	<u>\$ 365,875.00</u>

COURT DEPT.

ACCOUNT NUMBER	ACCOUNT DESCRIPTION	ACTUAL 2019 - 2020	APPROVED 2020 - 2021	Y-T-D ACTUAL THRU 06-30-2021	Y-T-D ANNUALIZED 2020 - 2021	RECOMMENDATIONS 2021 - 2022
01-08-00-6020	SALARIES	\$ 493,248.03	\$ 522,000.00	\$ 361,575.39	\$ 482,100.52	\$ 542,000.00
01-08-00-6021	PART-TIME SALARY	7,863.88	43,200.00	-	-	13,500.00
01-08-00-6022	PROSECUTING ATTORNEY SALARY	28,600.00	41,200.00	26,000.00	34,666.67	41,800.00
01-08-00-6023	MUNICIPAL COURT JUDGE	38,250.00	54,250.00	31,000.00	41,333.33	55,000.00
01-08-00-6026	BAILIFF SALARY	7,395.00	14,400.00	2,347.50	3,130.00	11,500.00
01-08-00-6030	SOCIAL SECURITY EXPENSE	41,340.83	52,000.00	30,286.03	40,381.37	51,000.00
01-08-00-6040	UNEMPLOYMENT INSURANCE	1,832.06	3,240.00	1,776.00	2,368.00	5,000.00
01-08-00-6050	WORKERS' COMPENSATION	908.15	1,000.00	669.39	892.52	1,000.00
01-08-00-6060	RETIREMENT EXPENSE	68,066.37	71,000.00	49,006.63	65,342.17	74,000.00
01-08-00-6070	INSURANCE - GROUP	89,980.81	85,000.00	75,299.87	100,399.83	120,000.00
01-08-00-6085	EMPLOYEE INCENTIVE EXPENSE	2,343.21	2,700.00	-	-	2,700.00
01-08-00-6086	EMPLOYEE APPRECIATION/RECOGNITION	-	1,000.00	88.97	118.63	1,000.00
01-08-00-6095	PRE-EMPLOY/EMPLOYEE SCREENING	-	1,000.00	-	-	1,000.00
01-08-00-6100	OFFICE SUPPLIES & POSTAGE	9,350.75	10,000.00	7,301.37	9,735.16	10,000.00
01-08-00-6103	COMPUTERS	12,284.30	24,000.00	4,654.72	6,206.29	31,875.00
01-08-00-6120	PRINTING & STATIONERY	4,017.62	10,000.00	2,377.92	3,170.56	10,000.00
01-08-00-6131	PROFESSIONAL SERVICES	-	-	-	-	20,000.00
01-08-00-6139	TRIAL EXPENSE	379.51	1,200.00	-	-	1,200.00
01-08-00-6140	JANITORIAL SERVICE & SUPPLIES	18,844.60	23,000.00	14,093.82	18,791.76	26,000.00
01-08-00-6180	CONTRACT SERVICES	4,871.20	37,000.00	5,886.59	7,848.79	37,000.00
01-08-00-6200	UTILITIES	7,344.49	13,700.00	4,429.07	5,905.43	13,700.00
01-08-00-6210	COMMUNICATIONS	13,917.48	14,000.00	10,613.89	14,151.85	14,000.00
01-08-00-6245	TRAINING SCHOOL	914.61	6,000.00	448.39	597.85	6,000.00
01-08-00-6273	MAINTENANCE AGREEMENTS	46,148.35	66,700.00	51,680.79	68,907.72	66,700.00
01-08-00-6330	INSURANCE - OTHER	9,056.89	9,500.00	9,283.74	12,378.32	9,500.00
01-08-00-6400	MAINT & REPAIR-BUILDING	8,713.32	15,000.00	3,249.75	4,333.00	15,000.00
01-08-00-6410	MAINT & REPAIR - MACH & EQUIP	71.80	-	-	-	5,000.00
01-08-00-6415	MAINT & REPAIR - FURN & FIXTUR	-	-	-	-	5,000.00
01-08-00-6455	MAINT & REPAIR-PROP IMPROVEMENT	1,650.00	6,000.00	3,230.29	4,307.05	6,000.00
01-08-00-6960	LEASE/PURCHASE EQUIPMENT	4,321.20	5,000.00	3,240.90	4,321.20	5,000.00
01-08-00-6965	RADIO TOWER LEASE	468.00	500.00	312.00	416.00	500.00
	Total Operating Expenditures	922,182.46	1,133,590.00	698,853.02	931,804.03	1,201,975.00
01-08-00-6900	PURCHASE-MACH & EQUIPMENT	-	11,500.00	4,204.94	5,606.59	-
01-08-00-6910	PURCHASE-FURNITURE & FIXTURES	-	5,000.00	-	-	-
01-08-00-6926	PROPERTY IMPROVEMENTS	40,962.01	15,000.00	-	-	39,883.00
	Total Capital Expenditures	40,962.01	31,500.00	4,204.94	5,606.59	39,883.00
TOTAL EXPENDITURES		\$ 963,144.47	\$ 1,165,090.00	\$ 703,057.96	\$ 937,410.61	\$ 1,241,858.00

CITY OF HUMBLE
BUDGET ESTIMATES
PROPOSED CAPITAL OUTLAY

MUNICIPAL COURT DEPARTMENT

PROPOSED CAPITAL OUTLAY:

Two (2) 7.5 Ton 460V Upflow Systems w/Heat	\$ 21,744.00
One (1) 4 Ton Upflow System w/Heat	8,139.00
Outdoor Break Area	10,000.00
	<hr/>
TOTAL PROPOSED CAPITAL EXPENDITURES	<u>\$ 39,883.00</u>
TOTAL PROPOSED MUNICIPAL COURT DEPARTMENT EXPENDITURES	<u><u>\$ 1,241,858.00</u></u>

BUILDING DEPT.

ACCOUNT NUMBER	ACCOUNT DESCRIPTION	ACTUAL 2019 - 2020	APPROVED 2020 - 2021	Y-T-D ACTUAL THRU 06-30-2021	Y-T-D ANNUALIZED 2020 - 2021	RECOMMENDATIONS 2021 - 2022
01-09-00-6020	SALARIES	\$ 339,183.04	\$ 371,800.00	\$ 269,452.65	\$ 359,270.20	\$ 373,000.00
01-09-00-6020 - 6085	SALARIES & BENEFITS - 2 New Position	-	-	-	-	154,400.00
01-09-00-6021	PART-TIME SALARY	21,290.63	-	555.00	740.00	-
01-09-00-6030	SOCIAL SECURITY EXPENSE	26,581.14	29,700.00	19,844.68	26,459.57	29,000.00
01-09-00-6040	UNEMPLOYMENT INSURANCE	867.90	1,200.00	949.66	1,266.21	1,650.00
01-09-00-6050	WORKERS' COMPENSATION	451.20	850.00	305.27	407.03	800.00
01-09-00-6060	RETIREMENT EXPENSE	46,789.22	51,600.00	36,583.85	48,778.47	50,000.00
01-09-00-6070	INSURANCE - GROUP	169,722.83	184,300.00	66,256.08	88,341.44	100,000.00
01-09-00-6085	EMPLOYEE INCENTIVE EXPENSE	1,464.51	1,800.00	-	-	1,800.00
01-09-00-6086	EMPLOYEE APPRECIATION/RECOGNITION	102.30	600.00	167.49	223.32	600.00
01-09-00-6095	PRE-EMPLOY/EMPLOYEE SCREENING	10.21	500.00	-	-	500.00
01-09-00-6100	OFFICE SUPPLIES & POSTAGE	2,647.93	4,000.00	1,671.41	2,228.55	4,000.00
01-09-00-6103	COMPUTERS	16,649.78	20,500.00	22,867.88	30,490.51	36,000.00
01-09-00-6105	MATERIAL & SUPPLIES	1,588.03	3,500.00	690.39	920.52	3,500.00
01-09-00-6115	CODE ENFORCEMENT	9,383.78	12,000.00	1,502.27	2,003.03	5,000.00
01-09-00-6120	PRINTING & STATIONERY	1,475.65	3,000.00	1,163.43	1,551.24	3,000.00
01-09-00-6147	PLAT & FILING FEES	1,653.37	3,000.00	849.95	1,133.27	3,000.00
01-09-00-6180	CONTRACT SERVICE	16,364.17	25,000.00	22,247.92	29,663.89	25,000.00
01-09-00-6210	COMMUNICATIONS	5,252.73	6,000.00	3,831.50	5,108.67	6,000.00
01-09-00-6230	FUEL & LUBRICANTS	3,947.96	6,500.00	3,229.38	4,305.84	6,500.00
01-09-00-6235	TIRES & OTHER EXPENSES	638.54	1,700.00	189.79	253.05	1,700.00
01-09-00-6240	PROPERTY LIENS EXPENSE	73.09	200.00	-	-	200.00
01-09-00-6243	UNSAFE BUILDING ABATEMENT	-	12,000.00	-	-	10,000.00
01-09-00-6245	TRAINING SCHOOL & LICENSES	1,648.19	4,500.00	1,561.38	2,081.84	4,500.00
01-09-00-6260	UNIFORMS & GEAR	886.13	1,500.00	1,679.86	2,239.81	3,000.00
01-09-00-6273	MAINTENANCE AGREEMENTS	23,159.34	27,900.00	18,967.40	25,289.87	35,000.00
01-09-00-6330	INSURANCE - OTHER	2,264.22	4,250.00	2,320.94	3,094.59	4,250.00
01-09-00-6400	MAINT & REPAIR - BUILDING	543.96	5,300.00	-	-	5,300.00
01-09-00-6410	MAINT & REPAIR - MACH & EQUIP	-	1,000.00	1.26	1.68	1,000.00
01-09-00-6415	MAINT & REPAIR - FURN & FIXTURES	-	-	-	-	2,500.00
01-09-00-6420	MAINT & REPAIR - MOTOR VEHICLE	766.13	4,750.00	522.80	697.07	4,750.00
01-09-00-6960	LEASE/PURCHASE EQUIPMENT	2,190.84	5,000.00	1,643.13	2,190.84	5,000.00
	Total Operating Expenditures	697,596.82	793,950.00	479,055.37	638,740.49	880,950.00
01-09-00-6900	PURCHASE - MACH. & EQUIPMENT	-	-	-	-	5,000.00
01-09-00-6920	PURCHASE - MOTOR VEHICLES	-	-	-	-	38,000.00
	Total Capital Expenditures	-	-	-	-	43,000.00
TOTAL EXPENDITURES		\$ 697,596.82	\$ 793,950.00	\$ 479,055.37	\$ 638,740.49	\$ 923,950.00

CITY OF HUMBLE
BUDGET ESTIMATES
PROPOSED CAPITAL OUTLAY

BUILDING DEPARTMENT

PROPOSED CAPITAL OUTLAY:

2022 Chevrolet 1500 Silverado 4x4 Double Cab and Outfitting - Code Enforcement	\$ 38,000.00
5' x 10' Trailer - Code Enforcement	5,000.00
	<hr/>
TOTAL PROPOSED CAPITAL EXPENDITURE	<u>\$ 43,000.00</u>
 TOTAL PROPOSED BUILDING DEPARTMENT EXPENDITURES	 <u><u>\$ 923,950.00</u></u>

VEHICLE MAINT. DEPT.

ACCOUNT NUMBER	ACCOUNT DESCRIPTION	ACTUAL 2019 - 2020	APPROVED 2020 - 2021	Y-T-D ACTUAL THRU 06-30-2021	Y-T-D ANNUALIZED 2020 - 2021	RECOMMENDATIONS 2021 - 2022
01-11-00-6020	SALARIES	\$ 218,440.62	\$ 210,300.00	\$ 157,276.99	\$ 209,702.65	\$ 215,000.00
01-11-00-6030	SOCIAL SECURITY EXPENSE	16,142.77	16,400.00	11,541.81	15,389.08	17,000.00
01-11-00-6040	UNEMPLOYMENT INSURANCE	432.00	500.00	432.00	576.00	1,000.00
01-11-00-6050	WORKERS' COMPENSATION	2,780.77	2,650.00	1,997.41	2,663.21	3,000.00
01-11-00-6060	RETIREMENT EXPENSE	30,104.85	29,725.00	21,355.03	28,473.37	29,000.00
01-11-00-6070	INSURANCE - GROUP	18,773.26	41,000.00	16,281.60	21,708.80	25,000.00
01-11-00-6080	UNIFORM SERVICE	1,200.96	1,350.00	964.91	1,286.55	1,350.00
01-11-00-6085	EMPLOYEE INCENTIVE EXPENSE	878.72	900.00	-	-	900.00
01-11-00-6086	EMPLOYEE APPRECIATION/RECOGNITION	177.72	500.00	213.69	284.92	500.00
01-11-00-6095	PRE-EMPLOY/EMPLOYEE SCREENING	20.42	600.00	-	-	600.00
01-11-00-6100	OFFICE SUPPLIES & POSTAGE	34.46	250.00	38.71	51.61	250.00
01-11-00-6103	COMPUTERS	-	2,500.00	-	-	2,500.00
01-11-00-6105	MATERIAL & SUPPLIES	469.97	6,500.00	373.43	497.91	6,500.00
01-11-00-6210	COMMUNICATIONS	1,042.08	1,250.00	704.04	938.72	1,250.00
01-11-00-6230	FUEL & LUBRICANTS	493.74	500.00	48.36	64.48	500.00
01-11-00-6232	ENVIRONMENTAL DISPOSAL	-	500.00	-	-	300.00
01-11-00-6235	TIRES & OTHER EXPENSES	490.22	750.00	7.53	10.04	500.00
01-11-00-6245	TRAINING SCHOOL	536.27	350.00	270.53	360.71	500.00
01-11-00-6273	MAINTENANCE AGREEMENTS	3,726.81	5,800.00	2,540.82	3,387.76	5,500.00
01-11-00-6330	INSURANCE - OTHER	251.58	300.00	257.88	343.84	300.00
01-11-00-6400	MAINT & REPAIR - BUILDING	5,170.77	3,500.00	5,166.75	6,889.00	62,000.00
01-11-00-6410	MAINT & REPAIR - MACH & EQUIP	2,563.79	1,750.00	163.65	218.20	1,750.00
01-11-00-6420	MAINT & REPAIR - MOTOR VEHICLE	909.10	1,000.00	329.20	438.93	1,000.00
01-11-00-6430	MAINT & REPAIR - RADIOS	-	1,000.00	-	-	1,000.00
01-11-00-6965	RADIO TOWER LEASE	936.00	1,000.00	624.00	832.00	1,000.00
	Total Operating Expenditures	305,576.88	330,875.00	220,588.34	294,117.79	378,200.00
01-11-00-6900	PURCHASE - MACH. & EQUIPMENT	-	5,000.00	414.42	552.56	13,000.00
	Total Capital Expenditures	-	5,000.00	414.42	552.56	13,000.00
TOTAL EXPENDITURES		\$ 305,576.88	\$ 335,875.00	\$ 221,002.76	\$ 294,670.35	\$ 391,200.00

CITY OF HUMBLE
BUDGET ESTIMATES
PROPOSED CAPITAL OUTLAY

VEHICLE MAINTENANCE DEPARTMENT

PROPOSED CAPITAL OUTLAY:

Miscellaneous tools and diagnostic scanning equipment	\$ 13,000.00
	<hr/>
TOTAL PROPOSED CAPITAL EXPENDITURE	\$ 13,000.00
	<hr/>
TOTAL PROPOSED VEHICLE MAINTENANCE DEPARTMENT EXPENDITURES	\$ 391,200.00
	<hr/> <hr/>

FIRE MARSHAL

ACCOUNT NUMBER	ACCOUNT DESCRIPTION	ACTUAL 2019 - 2020	APPROVED 2020 - 2021	Y-T-D ACTUAL THRU 06-30-2021	Y-T-D ANNUALIZED 2020 - 2021	RECOMMENDATIONS 2021 - 2022
01-12-00-6020	SALARIES	\$ 348,728.58	\$ 352,175.00	\$ 234,929.27	\$ 313,239.03	\$ 355,000.00
01-12-00-6020 - 6085	SALARIES & BENEFITS - 1 New PT Position	-	-	-	-	19,720.00
01-12-01-6020	SALARIES - EMERGENCY MGT	135,205.38	128,874.00	98,448.14	131,264.19	135,000.00
01-12-00-6021	PART-TIME SALARIES	200.00	-	-	-	-
01-12-00-6030	SOCIAL SECURITY EXPENSE	25,558.77	26,951.00	17,150.75	22,867.67	27,600.00
01-12-01-6030	SOCIAL SECURITY EXP - EMERG MGT	10,010.37	9,852.00	7,254.80	9,673.07	10,500.00
01-12-00-6040	UNEMPLOYMENT INSURANCE	576.00	6,271.00	576.00	768.00	1,200.00
01-12-01-6040	UNEMPLOYMENT INSURANCE - EMERG MGT	144.00	2,295.00	144.00	192.00	300.00
01-12-00-6050	WORKERS' COMPENSATION	2,150.39	563.00	1,496.84	1,995.79	2,000.00
01-12-01-6050	WORKERS' COMPENSATION - EMERG MGT	1,028.75	209.00	779.32	1,039.09	1,000.00
01-12-00-6060	RETIREMENT EXPENSE	48,018.43	48,521.00	31,889.28	42,519.04	48,000.00
01-12-01-6060	RETIREMENT EXPENSE - EMERG MGT	18,612.78	17,766.00	13,361.58	17,815.44	18,000.00
01-12-00-6070	INSURANCE - GROUP	72,689.82	90,000.00	31,045.70	41,394.27	55,000.00
01-12-01-6070	INSURANCE - GROUP - EMERG MGT	121,010.54	23,000.00	22,118.21	29,490.95	30,000.00
01-12-00-6085	EMPLOYEE INCENTIVE EXPENSE	1,171.61	1,500.00	-	-	1,500.00
01-12-00-6086	EMPLOYEE APPRECIATION/RECOGNITION	-	650.00	-	-	650.00
01-12-00-6095	PRE-EMPLOY/EMPLOYEE SCREENING	788.91	1,000.00	814.57	1,086.09	1,000.00
01-12-00-6103	COMPUTERS/EQUIPMENT	3,540.39	13,100.00	4,616.30	6,155.07	23,100.00
01-12-01-6103	COMPUTERS/EQUIPMENT - EMERG MGT	-	3,000.00	-	-	3,000.00
01-12-00-6105	MATERIAL & SUPPLIES	8,316.66	10,000.00	3,313.52	4,418.03	30,000.00
01-12-01-6105	MATERIAL & SUPPLIES - EMERG MGT	-	10,000.00	2,449.37	3,265.83	1,000.00
01-12-00-6140	JANITORIAL SERVICE & SUPPLIES	2,467.98	5,000.00	1,706.23	2,274.97	5,000.00
01-12-00-6155	EMERGENCY MANAGEMENT PROGRAM	24,963.74	-	382.27	509.69	-
01-12-00-6180	CONTRACT SERVICE	-	-	47.70	63.60	-
01-12-00-6200	UTILITIES	1,330.40	3,000.00	811.29	1,081.72	3,000.00
01-12-00-6210	COMMUNICATIONS	9,548.01	10,000.00	7,514.69	10,019.59	10,000.00
01-12-00-6230	FUEL & LUBRICANTS	3,792.03	7,500.00	3,279.82	4,373.09	7,500.00
01-12-00-6235	TIRES & OTHER EXPENSES	485.58	2,000.00	7.53	10.04	3,000.00
01-12-00-6245	TRAINING SCHOOL	4,799.75	10,000.00	3,601.13	4,801.51	12,000.00
01-12-00-6247	PUBLIC EDUCATION PROGRAMS	-	2,500.00	-	-	2,500.00
01-12-00-6260	UNIFORMS & GEAR	7,165.66	7,000.00	6,491.40	8,655.20	14,000.00
01-12-00-6273	MAINTENANCE AGREEMENTS	31,024.03	35,500.00	23,219.29	30,959.05	40,000.00
01-12-00-6330	INSURANCE - OTHER	9,056.89	9,500.00	9,283.74	12,378.32	9,500.00
01-12-00-6400	MAINT & REPAIR-BUILDING	3,361.23	10,000.00	4,005.09	5,340.12	7,500.00
01-12-01-6400	MAINT & REPAIR-BUILDING - EMERG MGT	-	-	-	-	5,000.00
01-12-00-6410	MAINT & REPAIR - MACH & EQUIP	2,628.52	6,000.00	6,623.51	8,831.35	11,000.00
01-12-01-6410	MAINT & REPAIR - MACH & EQUIP - EMERG MGT	-	5,000.00	713.21	950.95	5,000.00
01-12-00-6415	MAINT & REPAIR - FURN. & FIXTURE	1,695.40	5,000.00	228.35	304.47	5,000.00
01-12-00-6420	MAINT & REPAIR - MOTOR VEHICLE	13,836.81	10,000.00	5,488.26	7,317.68	10,000.00
01-12-01-6420	MAINT & REPAIR - MOTOR VEHICLE - EMERG MGT	-	5,000.00	539.95	719.93	5,000.00
01-12-00-6430	MAINT & REPAIR - RADIOS	456.01	6,000.00	-	-	6,000.00
01-12-01-6430	MAINT & REPAIR - RADIOS - EMERG MGT	-	2,000.00	-	-	2,000.00
01-12-00-6960	LEASE/PURCHASE EQUIPMENT	1,704.84	2,000.00	1,278.63	1,704.84	2,000.00
01-12-00-6965	RADIO TOWER LEASE	4,992.00	5,616.00	3,744.00	4,992.00	5,616.00
	Total Operating Expenditures	921,060.26	894,343.00	549,353.74	732,471.65	934,186.00
01-12-00-6900	PURCHASE - MACH. & EQUIPMENT	43,052.44	18,500.00	7,405.00	9,873.33	18,000.00
01-12-00-6920	PURCHASE - MOTOR VEHICLES	45,149.26	36,000.00	38,388.30	51,184.40	96,000.00
	Total Capital Expenditures	88,201.70	54,500.00	45,793.30	61,057.73	114,000.00
TOTAL EXPENDITURES		\$ 1,009,261.96	\$ 948,843.00	\$ 595,147.04	\$ 793,529.39	\$ 1,048,186.00

CITY OF HUMBLE
BUDGET ESTIMATES
PROPOSED CAPITAL OUTLAY

FIRE MARSHAL DEPARTMENT

PROPOSED CAPITAL OUTLAY:

Two (2) DJI Drones with FLIR	\$ 18,000.00
Two (2) Chevrolet Tahoes and Upfitting	96,000.00
	<hr/>
TOTAL PROPOSED CAPITAL EXPENDITURE	<u>\$ 114,000.00</u>
TOTAL PROPOSED FIRE MARSHAL DEPARTMENT EXPENDITURES	<u><u>\$ 1,048,186.00</u></u>

BUILDING MAINT. DEPT.

ACCOUNT NUMBER	ACCOUNT DESCRIPTION	ACTUAL 2019 - 2020	APPROVED 2020 - 2021	Y-T-D ACTUAL THRU 06-30-2021	Y-T-D ANNUALIZED 2020 - 2021	RECOMMENDATIONS 2021 - 2022
01-13-00-6020	SALARIES	\$ 214,250.75	\$ 208,600.00	\$ 158,824.95	\$ 211,766.60	\$ 217,000.00
01-13-00-6030	SOCIAL SECURITY EXPENSE	15,803.09	16,150.00	11,700.04	15,600.05	17,000.00
01-13-00-6040	UNEMPLOYMENT INSURANCE	432.02	500.00	432.00	576.00	1,000.00
01-13-00-6050	WORKERS' COMPENSATION	1,882.71	2,050.00	1,390.26	1,853.68	2,000.00
01-13-00-6060	RETIREMENT EXPENSE	29,477.05	29,250.00	21,564.56	28,752.75	29,000.00
01-13-00-6070	INSURANCE - GROUP	9,655.88	40,000.00	46,209.25	61,612.33	40,000.00
01-13-00-6080	UNIFORM SERVICE	954.06	1,250.00	841.33	1,121.77	1,250.00
01-13-00-6085	EMPLOYEE INCENTIVE EXPENSE	878.71	900.00	-	-	900.00
01-13-00-6086	EMPLOYEE APPRECIATION/RECOGNITION	177.72	500.00	305.54	407.39	500.00
01-13-00-6095	PRE-EMPLOY/EMPLOYEE SCREENING	-	250.00	-	-	500.00
01-13-00-6100	OFFICE SUPPLIES & POSTAGE	17.98	100.00	319.98	426.64	500.00
01-13-00-6103	COMPUTERS	-	2,500.00	-	-	5,000.00
01-13-00-6105	MATERIAL & SUPPLIES	1,286.67	3,500.00	1,605.07	2,140.09	3,500.00
01-13-00-6200	UTILITIES	2,737.00	3,000.00	1,382.00	1,842.67	3,000.00
01-13-00-6210	COMMUNICATIONS	2,513.56	2,750.00	1,695.27	2,260.36	2,500.00
01-13-00-6230	FUEL & LUBRICANTS	2,143.66	2,500.00	1,457.22	1,942.96	2,500.00
01-13-00-6235	TIRES & OTHER EXPENSES	11.22	500.00	7.53	10.04	500.00
01-13-00-6245	TRAINING SCHOOL	-	500.00	-	-	500.00
01-13-00-6273	MAINTENANCE AGREEMENTS	1,516.75	1,800.00	920.79	1,227.72	1,800.00
01-13-00-6330	INSURANCE - OTHER	276.74	300.00	283.67	378.23	300.00
01-13-00-6400	MAINT & REPAIR - BUILDING	-	2,000.00	34.60	46.13	1,000.00
01-13-00-6410	MAINT & REPAIR - MACH & EQUIP	-	500.00	578.36	771.15	2,950.00
01-13-00-6420	MAINT & REPAIR - MOTOR VEHICLE	729.53	1,250.00	484.33	645.77	1,250.00
01-13-00-6430	MAINT & REPAIR - RADIOS	78.00	-	-	-	1,000.00
01-13-00-6965	RADIO TOWER LEASE	858.00	1,000.00	624.00	832.00	1,000.00
	Total Operating Expenditures	285,681.10	321,650.00	250,660.75	334,214.33	336,450.00
01-13-00-6920	PURCHASE - MOTOR VEHICLES	-	-	-	-	30,000.00
01-13-00-6926	PROPERTY IMPROVEMENTS	-	60,000.00	-	-	90,000.00
	Total Capital Expenditures	-	60,000.00	-	-	120,000.00
TOTAL EXPENDITURES		\$ 285,681.10	\$ 381,650.00	\$ 250,660.75	\$ 334,214.33	\$ 456,450.00

CITY OF HUMBLE
BUDGET ESTIMATES
PROPOSED CAPITAL OUTLAY

BUILDING MAINTENANCE DEPARTMENT

PROPOSED CAPITAL OUTLAY

* Remodel the old Parks Department Building to accommodate the Building Maintenance Dept.	\$ 90,000.00
Purchase 1/2 ton 1500 Truck to replace 2001 model with 92,043 miles.	30,000.00

TOTAL PROPOSED CAPITAL EXPENDITURE \$ 120,000.00

TOTAL PROPOSED BUILDING MAINTENANCE EXPENDITURES \$ 456,450.00

* Carryover of budgeted item from fiscal year 2021 plus additional \$30,000 budgeted in fiscal year 2022.

CIVIC CENTER

ACCOUNT NUMBER	ACCOUNT DESCRIPTION	ACTUAL 2019 - 2020	APPROVED 2020 - 2021	Y-T-D ACTUAL THRU 06-30-2021	Y-T-D ANNUALIZED 2020 - 2021	RECOMMENDATIONS 2021 - 2022
01-15-00-6020	SALARIES	\$ 597,215.10	\$ 551,000.00	\$ 431,681.79	\$ 575,575.72	\$ 607,000.00
01-15-00-6021	PART-TIME SALARIES	18,474.00	84,000.00	28,984.48	38,645.97	69,000.00
01-15-00-6030	SOCIAL SECURITY EXPENSE	46,299.19	48,800.00	34,450.70	45,934.27	52,000.00
01-15-00-6040	UNEMPLOYMENT INSURANCE	1,577.93	2,500.00	1,605.44	2,140.59	4,000.00
01-15-00-6050	WORKERS' COMPENSATION	2,863.70	3,450.00	2,100.35	2,800.47	4,000.00
01-15-00-6060	RETIREMENT EXPENSE	80,354.44	75,400.00	58,584.56	78,112.75	81,000.00
01-15-00-6070	INSURANCE - GROUP	77,418.38	85,000.00	55,968.77	74,625.03	85,000.00
01-15-00-6085	EMPLOYEE INCENTIVE EXPENSE	2,343.21	2,400.00	-	-	2,700.00
01-15-00-6086	EMPLOYEE APPRECIATION/RECOGNITION	349.35	1,000.00	624.10	832.13	1,500.00
01-15-00-6095	PRE-EMPLOY/EMPLOYEE SCREENING	1,343.08	2,000.00	518.76	691.68	2,000.00
01-15-00-6100	OFFICE SUPPLIES & POSTAGE	4,191.11	5,000.00	2,793.36	3,724.48	5,000.00
01-15-00-6103	COMPUTERS/EQUIPMENT	4,963.07	21,650.00	3,540.36	4,720.48	25,250.00
01-15-00-6105	MATERIAL & SUPPLIES	17,258.84	22,500.00	14,000.76	18,667.68	22,500.00
01-15-00-6113	RENTAL/EVENT PRODUCTION - PASS THRU	22,750.27	35,000.00	17,527.97	23,370.63	35,000.00
01-15-00-6114	RENTAL/EVENT PRODUCTION	7,590.98	17,500.00	5,264.22	7,018.96	17,500.00
01-15-00-6120	PRINTING & STATIONERY	151.24	-	-	-	-
01-15-00-6131	PROFESSIONAL SERVICES	6,933.53	10,000.00	1,709.76	2,279.68	10,000.00
01-15-00-6140	JANITORIAL SERVICE & SUPPLIES	103,820.48	120,000.00	86,998.32	115,997.76	120,000.00
01-15-00-6142	LANDSCAPE SERVICES	13,580.00	17,500.00	9,850.00	13,133.33	17,500.00
01-15-00-6180	CONTRACT SERVICES	84,923.13	92,000.00	60,507.64	80,676.85	97,000.00
01-15-00-6200	UTILITIES	102,485.17	90,000.00	59,874.12	79,832.16	90,000.00
01-15-00-6210	COMMUNICATIONS	9,472.04	10,000.00	7,119.60	9,492.80	10,000.00
01-15-00-6230	FUEL & LUBRICANTS	3,421.35	6,500.00	3,021.76	4,029.01	6,500.00
01-15-00-6235	TIRES & OTHER EXPENSES	2,037.63	1,500.00	13.55	18.07	1,500.00
01-15-00-6245	TRAINING	89.25	8,000.00	207.56	276.75	8,000.00
01-15-00-6260	UNIFORMS & GEAR	1,611.70	4,000.00	1,993.38	2,657.84	4,000.00
01-15-00-6270	MISCELLANEOUS EXPENSE	321.53	1,000.00	135.49	180.65	1,000.00
01-15-00-6273	MAINTENANCE AGREEMENTS	25,296.60	31,500.00	22,845.05	30,460.07	31,500.00
01-15-00-6275	PROFESSIONAL ORGANIZATION	2,042.00	2,500.00	1,005.00	1,340.00	2,500.00
01-15-00-6276	MAINT/OPERATION RECREATION BDG	13,790.11	21,000.00	10,384.03	13,845.37	21,000.00
01-15-00-6280	PUBLICATIONS/MARKETING	5,484.43	16,000.00	3,916.11	5,221.48	16,000.00
01-15-00-6300	INSURANCE - BUILDINGS	11,572.69	13,000.00	11,862.56	15,816.75	13,000.00
01-15-00-6400	MAINT & REPAIR - BUILDING	56,631.69	97,500.00	32,980.23	43,973.64	97,500.00
01-15-00-6410	MAINT & REPAIR - MACH & EQUIP	2,268.62	7,500.00	1.28	1.71	10,500.00
01-15-00-6415	MAINT & REPAIR - FURN & FIXTURES	15,034.59	2,500.00	115.99	154.65	10,000.00
01-15-00-6420	MAINT & REPAIR-MOTOR VEHICLE	2,715.29	5,000.00	1,913.15	2,550.87	5,000.00
01-15-00-6960	LEASE/PURCHASE EQUIPMENT	2,112.24	3,000.00	1,056.12	1,408.16	3,000.00
01-15-00-6965	RADIO TOWER LEASE	2,340.00	-	1,248.00	1,664.00	2,340.00
	Total Operating Expenditures	1,353,127.96	1,517,200.00	976,404.32	1,301,872.43	1,591,290.00
01-15-00-6900	PURCHASE - MACH. & EQUIPMENT	30,958.00	6,500.00	3,492.00	4,656.00	32,000.00
01-15-00-6910	PURCHASE - FURN & FIXTURES	35,824.55	-	-	-	24,000.00
01-15-00-6926	PROPERTY IMPROVEMENTS	35,609.58	100,000.00	-	-	147,300.00
	Total Capital Expenditures	102,392.13	106,500.00	3,492.00	4,656.00	203,300.00
TOTAL EXPENDITURES		\$ 1,455,520.09	\$ 1,623,700.00	\$ 979,896.32	\$ 1,306,528.43	\$ 1,794,590.00

CITY OF HUMBLE
BUDGET ESTIMATES
PROPOSED CAPITAL OUTLAY

CIVIC CENTER DEPARTMENT

PROPOSED CAPITAL OUTLAY:

2022 Chevrolet 1500 Silverado 4x2 Crew Cab	\$ 32,000.00
Parking Lot LED Lighting & Pole Replacement	90,000.00
Front Office Updates	6,500.00
Ballroom Signage	6,000.00
Upgrade RV Hookups from 30amp to 50amp	8,000.00
Cezeaux - New AC Units	28,000.00
Cezeaux - New Chairs	18,000.00
Cezeaux - Roof Replacement	14,800.00
	<hr/>
TOTAL PROPOSED CAPITAL EXPENDITURE	<u>\$ 203,300.00</u>
TOTAL PROPOSED CIVIC CENTER DEPARTMENT EXPENDITURES	<u><u>\$ 1,794,590.00</u></u>

CIVIC CENTER - ARENA

ACCOUNT NUMBER	ACCOUNT DESCRIPTION	ACTUAL 2019 - 2020	APPROVED 2020 - 2021	Y-T-D ACTUAL THRU 06-30-2021	Y-T-D ANNUALIZED 2020 - 2021	RECOMMENDATIONS 2021 - 2022
01-15-01-6105	MATERIALS & SUPPLIES	\$ 7,989.36	\$ 16,500.00	\$ 7,947.59	\$ 10,596.79	\$ 16,500.00
01-15-01-6109	EQUIPMENT RENTALS	2,998.13	5,000.00	3,641.39	4,855.19	25,000.00
01-15-01-6140	JANITORIAL SERVICES & SUPPLIES	-	-	644.68	859.57	-
01-15-01-6180	CONTRACT SERVICES	12,774.87	20,500.00	10,590.46	14,120.61	20,500.00
01-15-01-6200	UTILITIES	26,704.90	35,000.00	19,364.11	25,818.81	35,000.00
01-15-01-6210	COMMUNICATIONS	1,441.50	2,000.00	1,274.73	1,699.64	2,000.00
01-15-01-6273	MAINTENANCE AGREEMENTS	-	750.00	298.70	398.27	750.00
01-15-01-6280	PUBLICATIONS/MARKETING	20.23	-	-	-	-
01-15-01-6330	INSURANCE-OTHER	14,591.66	16,000.00	14,957.14	19,942.85	16,000.00
01-15-01-6400	MAINT & REPAIR-BUILDING	19,251.27	25,000.00	26,446.97	35,262.63	35,000.00
01-15-01-6410	MAINT & REPAIR-MACH & EQUIP	1,003.51	5,000.00	297.96	397.28	5,000.00
	Total Operating Expenditures	86,775.43	125,750.00	85,463.73	113,951.64	155,750.00
01-15-01-6926	PROPERTY IMPROVEMENTS	69,963.65	-	70,923.32	94,564.43	223,450.00
	Total Capital Expenditures	69,963.65	-	70,923.32	94,564.43	223,450.00
TOTAL EXPENDITURES		\$ 156,739.08	\$ 125,750.00	\$ 156,387.05	\$ 208,516.07	\$ 379,200.00

CITY OF HUMBLE
BUDGET ESTIMATES
PROPOSED CAPITAL OUTLAY

CIVIC CENTER - ARENA

PROPOSED CAPITAL OUTLAY:

AC Replacement in Ticket Booth	\$ 6,475.00
Gutter and Rusted Beams Replacement	65,000.00
LED Lighting for Arena & Expo Interior	151,975.00
	<hr/>
TOTAL PROPOSED CAPITAL EXPENDITURE	<u>\$ 223,450.00</u>
TOTAL PROPOSED CIVIC CENTER - ARENA EXPENDITURES	<u><u>\$ 379,200.00</u></u>

CIVIC CENTER - ACTIVITY CENTER

ACCOUNT NUMBER	ACCOUNT DESCRIPTION	ACTUAL 2019 - 2020	APPROVED 2020 - 2021	Y-T-D ACTUAL THRU 06-30-2021	Y-T-D ANNUALIZED 2020 - 2021	RECOMMENDATIONS 2021 - 2022
01-15-02-6020	SALARIES	\$ 64,738.79	\$ 63,800.00	\$ 51,508.48	\$ 68,677.97	\$ 70,000.00
01-15-02-6022	PART-TIME SALARIES-SR. CIT BUS	34,689.75	51,750.00	25,399.87	33,866.49	54,000.00
01-15-02-6030	SOCIAL SECURITY EXPENSE	7,590.11	8,990.00	5,844.35	7,792.47	10,000.00
01-15-02-6040	UNEMPLOYMENT INSURANCE	531.80	648.00	457.93	610.57	1,500.00
01-15-02-6050	WORKERS' COMPENSATION	420.17	610.00	310.04	413.39	1,000.00
01-15-02-6060	RETIREMENT EXPENSE	8,931.63	9,012.00	6,991.55	9,322.07	10,000.00
01-15-02-6070	INSURANCE-GROUP	13,220.65	10,000.00	3,039.41	4,052.55	10,000.00
01-15-02-6085	EMPLOYEE INCENTIVE EXPENSE	292.90	250.00	-	-	300.00
01-15-02-6086	EMPLOYEE APPRECIATION/RECOGNITION	42.95	250.00	-	-	250.00
01-15-02-6095	PRE-EMPLOY/EMPLOYEE SCREENING	-	-	-	-	250.00
01-15-02-6100	OFFICE SUPPLIES & POSTAGE	494.96	2,000.00	1,536.53	2,048.71	2,000.00
01-15-02-6103	COMPUTERS/EQUIPMENT	882.22	-	1,555.79	2,074.39	3,000.00
01-15-02-6105	MATERIAL & SUPPLIES	2,335.90	-	909.11	1,212.15	5,000.00
01-15-02-6120	PRINTING & STATIONERY	-	1,000.00	46.05	61.40	1,000.00
01-15-02-6180	CONTRACT SERVICES	15,123.34	5,760.00	6,510.35	8,680.47	-
01-15-02-6200	UTILITIES	15,047.57	-	4,243.80	5,658.40	-
01-15-02-6210	COMMUNICATIONS	3,045.54	750.00	2,064.88	2,753.17	750.00
01-15-02-6230	FUEL & LUBRICANTS-SR CIT BUS	2,740.39	5,000.00	2,385.07	3,180.09	5,000.00
01-15-02-6235	TIRES & OTHER EXP-SR CIT BUS	-	1,000.00	128.49	171.32	1,000.00
01-15-02-6260	UNIFORMS & GEAR	-	500.00	103.00	137.33	500.00
01-15-02-6273	MAINTENANCE AGREEMENTS	5,496.15	6,100.00	2,535.74	3,380.99	6,000.00
01-15-02-6285	SENIOR CITIZENS EXPENSE	9,981.73	33,300.00	8,714.56	11,619.41	60,000.00
01-15-02-6330	INSURANCE-OTHER	1,660.43	-	1,702.02	2,269.36	-
01-15-02-6400	MAINT. & REPAIRS-BLDG	9,414.88	-	475.59	634.12	-
01-15-02-6415	MAINT & REPAIR-FURN & FIXTUR	541.86	-	1,714.44	2,285.92	1,500.00
01-15-02-6420	MAINT & REPAIR-MOTOR VEHICLE	4,371.17	5,000.00	3.98	5.31	5,000.00
01-15-02-6960	LEASE/PURCHASE EQUIPMENT	1,962.53	-	1,323.45	1,764.60	-
	Total Operating Expenditures	203,557.42	205,720.00	129,504.48	172,672.64	248,050.00
01-15-02-6920	PURCHASE - MOTOR VEHICLES	58,425.70	-	-	-	8,500.00
01-15-02-6926	PROPERTY IMPROVEMENTS	18,703.00	35,000.00	-	-	2,000,000.00
	Total Capital Expenditures	77,128.70	35,000.00	-	-	2,008,500.00
TOTAL EXPENDITURES		\$ 280,686.12	\$ 240,720.00	\$ 129,504.48	\$ 172,672.64	\$ 2,256,550.00

CITY OF HUMBLE
BUDGET ESTIMATES
PROPOSED CAPITAL OUTLAY

CIVIC CENTER - ACTIVITY CENTER

PROPOSED CAPITAL OUTLAY:

Senior Activity Center - New Build (10,000 sqft) \$ 2,000,000.00

Full Wrap for Senior Bus 8,500.00

TOTAL PROPOSED CAPITAL EXPENDITURE \$ 2,008,500.00

TOTAL PROPOSED CIVIC CENTER - ACTIVITY CENTER
EXPENDITURES \$ 2,256,550.00

BENDER PERFORMING ARTS CENTER

ACCOUNT NUMBER	ACCOUNT DESCRIPTION	ACTUAL 2019 - 2020	APPROVED 2020 - 2021	Y-T-D ACTUAL THRU 06-30-2021	Y-T-D ANNUALIZED 2020 - 2021	RECOMMENDATIONS 2021 - 2022
01-15-03-6100	OFFICE SUPPLIES & POSTAGE	\$ -	\$ 500.00	\$ -	\$ -	\$ 500.00
01-15-03-6103	COMPUTERS/EQUIPMENT	517.48	5,000.00	940.84	1,254.45	9,550.00
01-15-03-6105	MATERIAL & SUPPLIES	2,696.73	3,750.00	2,493.46	3,324.61	6,000.00
01-15-03-6113	RENTAL/EVENT PRODUCTION-PASS THRU	-	1,000.00	-	-	1,000.00
01-15-03-6114	RENTAL/EVENT PRODUCTION	10,539.24	15,000.00	4,077.03	5,436.04	20,000.00
01-15-03-6131	PROFESSIONAL SERVICES	1,730.00	3,000.00	4,700.01	6,266.68	3,000.00
01-15-03-6136	ENTERTAINMENT	16,950.00	75,000.00	9,950.00	13,266.67	75,000.00
01-15-03-6140	JANITORIAL SERVICE & SUPPLIES	-	7,500.00	234.87	313.16	7,500.00
01-15-03-6142	LANDSCAPE SERVICE	4,500.00	4,800.00	4,755.00	6,340.00	7,500.00
01-15-03-6180	CONTRACT SERVICE	9,582.23	12,750.00	3,566.52	4,755.36	12,750.00
01-15-03-6200	UTILITIES	53,364.07	75,000.00	28,095.59	37,460.79	60,000.00
01-15-03-6210	COMMUNICATIONS	455.88	500.00	341.91	455.88	500.00
01-15-03-6245	TRAINING	-	2,000.00	-	-	5,000.00
01-15-03-6270	MISCELLANEOUS EXPENSE	113.83	1,500.00	98.06	130.75	1,500.00
01-15-03-6273	MAINTENANCE AGREEMENTS	1,931.55	4,400.00	1,940.98	2,587.97	4,400.00
01-15-03-6280	MARKETING/PUBLICATIONS	12,343.90	20,000.00	4,628.81	6,171.75	25,000.00
01-15-03-6330	INSURANCE - OTHER	11,572.69	13,000.00	11,862.56	15,816.75	13,000.00
01-15-03-6400	MAINT & REPAIR - BUILDING	12,607.75	17,500.00	30,097.90	40,130.53	27,000.00
01-15-03-6410	MAINT & REPAIR - MACH & EQUIP	1,234.94	10,000.00	255.00	340.00	16,000.00
01-15-03-6415	MAINT & REPAIR - FURN & FIXTUR	2,941.00	5,000.00	-	-	5,000.00
	Total Operating Expenditures	143,081.29	277,200.00	108,038.54	144,051.39	300,200.00
01-15-03-6926	PROPERTY IMPROVEMENTS	-	116,500.00	153,948.59	205,264.79	7,000.00
	Total Capital Expenditures	-	116,500.00	153,948.59	205,264.79	7,000.00
TOTAL EXPENDITURES		\$ 143,081.29	\$ 393,700.00	\$ 261,987.13	\$ 349,316.17	\$ 307,200.00

CITY OF HUMBLE
BUDGET ESTIMATES
PROPOSED CAPITAL OUTLAY

BENDER PERFORMING ARTS CENTER

PROPOSED CAPITAL OUTLAY:

Sound Booth	\$ 7,000.00
	<hr/>
TOTAL PROPOSED CAPITAL EXPENDITURE	\$ 7,000.00
	<hr/>
TOTAL PROPOSED BENDER PERFORMING ARTS CENTER EXPENDITURES	\$ 307,200.00
	<hr/>

WATER DEPARTMENT

ACCOUNT NUMBER	ACCOUNT DESCRIPTION	ACTUAL 2019 - 2020	APPROVED 2020 - 2021	Y-T-D ACTUAL THRU 06-30-2021	Y-T-D ANNUALIZED 2020 - 2021	RECOMMENDATIONS 2021 - 2022
02-20-00-6000	SALARIES - CITY MANAGER	\$ 18,449.76	\$ 18,500.00	\$ 13,569.98	\$ 18,093.31	\$ 19,000.00
02-20-00-6020	SALARIES	633,197.42	757,150.00	503,720.27	671,627.03	709,000.00
02-20-00-6021	PART-TIME SALARIES	19,565.16	25,000.00	8,827.02	11,769.36	26,000.00
02-20-00-6025	SALARIES - OFFICE	101,100.95	99,850.00	74,245.46	98,993.95	102,000.00
02-20-00-6030	SOCIAL SECURITY EXPENSE	60,272.48	68,900.00	43,556.66	58,075.55	66,000.00
02-20-00-6040	UNEMPLOYMENT INSURANCE	1,703.82	3,000.00	1,844.71	2,459.61	4,000.00
02-20-00-6050	WORKERS' COMPENSATION	5,480.71	6,250.00	3,785.95	5,047.93	4,000.00
02-20-00-6060	RETIREMENT EXPENSE	109,437.19	118,650.00	80,266.21	107,021.61	110,000.00
02-20-00-6070	INSURANCE - GROUP	58,613.54	150,000.00	67,441.11	89,921.48	100,000.00
02-20-00-6080	UNIFORM SERVICE	6,725.91	8,500.00	4,948.95	6,598.60	8,500.00
02-20-00-6085	EMPLOYEE INCENTIVE EXPENSE	3,221.94	4,000.00	-	-	3,900.00
02-20-00-6086	EMPLOYEE APPRECIATION/RECOGNITION	1,175.90	1,350.00	349.29	465.72	1,350.00
02-20-00-6095	PRE-EMPLOY/EMPLOYEE SCREENING	877.52	1,200.00	26.70	35.60	1,200.00
02-20-00-6100	OFFICE SUPPLIES & POSTAGE	2,466.51	6,000.00	3,337.23	4,449.64	6,000.00
02-20-00-6103	COMPUTERS	51,747.79	10,500.00	35,618.13	47,490.84	20,000.00
02-20-00-6104	GIS SYSTEM	12,499.38	17,500.00	11,082.02	14,776.03	35,000.00
02-20-00-6105	MATERIAL & SUPPLIES	49,621.39	60,000.00	38,209.84	50,946.45	60,000.00
02-20-00-6132	BILLING EXPENSE & POSTAGE	16,521.18	16,500.00	10,917.04	14,556.05	16,000.00
02-20-00-6135	BAD DEBT EXPENSE	57,854.86	-	-	-	-
02-20-00-6140	JANITORIAL SERVICE & SUPPLIES	2,600.04	3,000.00	1,985.00	2,646.67	3,000.00
02-20-00-6156	WATER WELL PERMITS	29,171.20	27,500.00	45,970.90	61,294.53	27,500.00
02-20-00-6160	SUBSIDENCE EDUCATION	952.28	12,000.00	2,228.38	2,971.17	12,000.00
02-20-00-6165	CONSUMER CONFIDENCE REPORT	5,799.50	6,000.00	1,968.81	2,625.08	6,000.00
02-20-00-6175	CHEMICALS	26,001.08	35,000.00	26,756.76	35,675.68	45,000.00
02-20-00-6180	CONTRACT SERVICES	36,648.29	40,000.00	28,308.41	37,744.55	40,000.00
02-20-00-6182	LABORATORY ANALYSIS	24,200.02	35,000.00	5,062.02	6,749.36	35,000.00
02-20-00-6190	ENGINEERING FEES	10,638.21	20,000.00	25,213.96	33,618.61	35,000.00
02-20-00-6200	UTILITIES	168,293.06	195,000.00	103,781.85	138,375.80	195,000.00
02-20-00-6210	COMMUNICATIONS	17,892.10	18,000.00	15,110.51	20,147.35	18,000.00
02-20-00-6230	FUEL & LUBRICANTS	10,929.41	17,500.00	9,674.22	12,898.96	15,000.00
02-20-00-6235	TIRES & OTHER EXPENSES	1,377.83	2,000.00	1,522.76	2,030.35	2,000.00
02-20-00-6245	TRAINING SCHOOL	4,598.86	8,000.00	3,537.95	4,717.27	8,000.00
02-20-00-6273	MAINTENANCE AGREEMENTS	21,813.51	36,700.00	19,390.92	25,854.56	36,500.00
02-20-00-6330	INSURANCE - OTHER	3,773.70	3,800.00	3,868.23	5,157.64	4,000.00
02-20-00-6400	MAINT & REPAIR - BUILDING	31,114.13	30,000.00	8,653.29	11,537.72	25,000.00
02-20-00-6410	MAINT & REPAIR - MACH & EQUIP	76,933.42	75,000.00	36,096.26	48,128.35	75,000.00
02-20-00-6415	MAINT & REPAIR - WATERMETERS	61,524.02	35,000.00	5,727.30	7,636.40	100,000.00
02-20-00-6420	MAINT & REPAIR - MOTOR VEHICLE	20,715.93	15,000.00	11,404.19	15,205.59	15,000.00
02-20-00-6425	MAINT & REPAIR - LINES	58,070.87	85,000.00	68,090.47	90,787.29	85,000.00
02-20-00-6426	MAINT & REPAIR - EL. STORAGE	18,949.58	25,000.00	11,708.03	15,610.71	20,000.00
02-20-00-6427	MAINT & REPAIR - GR. STORAGE	8,860.29	20,000.00	1,075.00	1,433.33	20,000.00
02-20-00-6428	MAINT & REPAIR - WATERWELLS	76,240.77	185,000.00	50,112.81	66,817.08	175,000.00
02-20-00-6430	MAINT & REPAIR - RADIOS	-	500.00	-	-	500.00
02-20-00-6960	LEASE/PURCHASE EQUIPMENT	2,350.39	4,000.00	1,809.09	2,412.12	4,000.00
02-20-00-6965	RADIO TOWER LEASE	5,148.00	5,000.00	3,432.00	4,576.00	5,000.00
02-20-00-6975	PURCHASE WATER-HOUSTON	1,231,065.00	1,087,500.00	647,276.65	863,035.53	1,164,502.00
	Total Operating Expenditures	3,166,194.90	3,399,350.00	2,041,512.34	2,722,016.45	3,462,952.00

ACCOUNT NUMBER	ACCOUNT DESCRIPTION	ACTUAL	APPROVED	Y-T-D ACTUAL	Y-T-D ANNUALIZED	RECOMMENDATIONS
		2019 - 2020	2020 - 2021	THRU 06-30-2021	2020 - 2021	2021 - 2022
02-20-00-6900	PURCHASE - MACH. & EQUIPMENT	10,088.85	43,000.00	14,198.68	18,931.57	30,000.00
02-20-00-6920	PURCHASE - MOTOR VEHICLE	-	-	85,854.00	114,472.00	110,000.00
02-20-00-6926	PROPERTY IMPROVEMENTS	35,000.00	459,000.00	332,912.25	443,883.00	300,000.00
02-20-00-6980	PURCHASE - WATER METERS	-	55,000.00	8,717.84	11,623.79	55,000.00
02-20-00-8600	WATER LINE REPLACEMENT & EXTENSION	-	1,632,560.00	-	-	1,632,560.00
	Total Capital Expenditures	45,088.85	2,189,560.00	441,682.77	588,910.36	2,127,560.00
02-20-00-6994	TRANSFER OUT - CAP. PROJ.	96,729.11	-	-	-	-
	Total Transfers Out	96,729.11	-	-	-	-
TOTAL EXPENDITURES		<u>\$ 3,308,012.86</u>	<u>\$ 5,588,910.00</u>	<u>\$ 2,483,195.11</u>	<u>\$ 3,310,926.81</u>	<u>\$ 5,590,512.00</u>

CITY OF HUMBLE
 BUDGET ESTIMATES
 PROPOSED CAPITAL OUTLAY

WATER DEPARTMENT

PROPOSED CAPITAL OUTLAY:

Purchase Total Chlorine Analyzers for GST's at Water Well #6 & #9 and EST #1 & #3.	\$ 30,000.00
Purchase (1) one F550 Crew Truck that will be replacing a 2012 F550 with 51,064 miles.	110,000.00
* Replace existing building that houses the following: Superintendent and Foreman's offices, SCADA Control for all Water Wells, Liftstations, Generators, Breakroom and restrooms from employees. (Split between Water & Sewer Depts. Total \$600,000)	300,000.00
Water Meters - replacements and new connections	55,000.00
Water Line Replacement & Extension	1,632,560.00
TOTAL PROPOSED CAPITAL EXPENDITURES	\$ 2,127,560.00
 TOTAL PROPOSED WATER DEPARTMENT EXPENDITURES	 <u><u>\$ 5,590,512.00</u></u>

* Carryover of budgeted item from fiscal year 2021 plus
 additional \$225,000 budgeted in fiscal year 2022.

SEWER DEPARTMENT

ACCOUNT NUMBER	ACCOUNT DESCRIPTION	ACTUAL	APPROVED	Y-T-D ACTUAL	Y-T-D ANNUALIZED	RECOMMENDATIONS
		2019 - 2020	2020 - 2021	THRU 06-30-2021	2020 - 2021	2021 - 2022
02-30-00-6000	SALARY - CITY MANAGER	\$ 18,447.70	\$ 18,500.00	\$ 13,570.03	\$ 18,093.37	\$ 19,000.00
02-30-00-6020	SALARIES	520,452.63	678,000.00	453,106.01	604,141.35	648,000.00
02-30-00-6021	PART-TIME SALARIES	-	14,000.00	638.26	851.01	14,000.00
02-30-00-6030	SOCIAL SECURITY EXPENSE	40,497.39	55,650.00	33,955.92	45,274.56	53,000.00
02-30-00-6040	UNEMPLOYMENT INSURANCE	1,181.22	2,250.00	1,195.87	1,594.49	3,000.00
02-30-00-6050	WORKERS' COMPENSATION	3,181.08	3,650.00	2,702.14	3,602.85	4,000.00
02-30-00-6060	RETIREMENT EXPENSE	78,536.40	96,100.00	63,275.79	84,367.72	89,000.00
02-30-00-6070	INSURANCE - GROUP	81,478.38	125,000.00	116,597.88	155,463.84	125,000.00
02-30-00-6080	UNIFORM SERVICE	6,166.59	8,000.00	6,992.58	9,323.44	9,000.00
02-30-00-6085	EMPLOYEE INCENTIVE EXPENSE	2,050.30	2,100.00	-	-	2,700.00
02-30-00-6086	EMPLOYEE APPRECIATION/RECOGNITION	1,175.99	1,350.00	291.15	388.20	1,350.00
02-30-00-6095	PRE-EMPLOY/EMPLOYEE SCREENING	452.11	1,200.00	-	-	1,200.00
02-30-00-6100	OFFICE SUPPLIES & POSTAGE	1,715.03	4,000.00	2,660.26	3,547.01	4,000.00
02-30-00-6103	COMPUTERS	54,909.83	14,300.00	37,531.61	50,042.15	58,600.00
02-30-00-6104	GIS SYSTEM	12,499.75	15,000.00	11,082.04	14,776.05	35,000.00
02-30-00-6105	MATERIAL & SUPPLIES	51,010.51	70,000.00	40,824.81	54,433.08	70,000.00
02-30-00-6132	BILLING EXPENSE & POSTAGE	16,521.21	16,000.00	10,917.03	14,556.04	16,000.00
02-30-00-6140	JANITORIAL SERVICE & SUPPLIES	2,600.04	3,000.00	1,985.00	2,646.67	3,000.00
02-30-00-6156	SEWER PLANT PERMIT FEES	31,342.20	35,000.00	31,042.20	41,389.60	37,500.00
02-30-00-6165	SLUDGE REMOVAL	87,911.07	110,000.00	75,946.46	101,261.95	110,000.00
02-30-00-6175	CHEMICALS	43,772.11	50,000.00	40,457.49	53,943.32	50,000.00
02-30-00-6180	CONTRACT SERVICES	26,357.74	35,000.00	19,036.86	25,382.48	35,000.00
02-30-00-6182	LABORATORY ANALYSIS	35,076.80	40,000.00	23,472.30	31,296.40	40,000.00
02-30-00-6190	ENGINEERING FEES	11,478.65	20,000.00	25,213.96	33,618.61	25,000.00
02-30-00-6200	UTILITIES	247,868.62	275,000.00	147,322.67	196,430.23	200,000.00
02-30-00-6210	COMMUNICATIONS	12,590.50	18,000.00	11,362.04	15,149.39	18,000.00
02-30-00-6230	FUEL & LUBRICANTS	8,111.63	15,000.00	7,199.38	9,599.17	15,000.00
02-30-00-6235	TIRES & OTHER EXPENSES	959.82	2,000.00	112.34	149.79	2,000.00
02-30-00-6245	TRAINING SCHOOL	5,521.70	8,000.00	2,897.86	3,863.81	8,000.00
02-30-00-6273	MAINTENANCE AGREEMENT	20,869.72	27,100.00	17,119.59	22,826.12	27,000.00
02-30-00-6330	INSURANCE - OTHER	2,717.07	3,000.00	2,785.12	3,713.49	3,000.00
02-30-00-6400	MAINT & REPAIRS - BUILDING	48,482.26	30,000.00	16,486.48	21,981.97	30,000.00
02-30-00-6410	MAINT & REPAIR - MACH & EQUIP	61,738.15	75,000.00	41,397.46	55,196.61	75,000.00
02-30-00-6420	MAINT & REPAIR - MOTOR VEHICLE	16,192.89	10,000.00	2,829.59	3,772.79	10,000.00
02-30-00-6425	MAINT & REPAIR - LINES	78,082.17	65,000.00	37,412.55	49,883.40	65,000.00
02-30-00-6429	MAINT & REPAIR-LIFTSTATIONS	95,717.44	90,000.00	96,651.29	128,868.39	95,000.00
02-30-00-6430	MAINT & REPAIR - RADIO	115.00	500.00	-	-	500.00
02-30-00-6431	MAINT & REPAIR-SEWER PLANT	100,953.32	135,000.00	129,723.08	172,964.11	150,000.00
02-30-00-6960	LEASE/PURCHASE EQUIPMENT	2,350.50	4,000.00	1,809.18	2,412.24	4,000.00
02-30-00-6965	RADIO TOWER LEASE	3,744.00	4,000.00	2,496.00	3,328.00	4,000.00
	Total Operating Expenditures	1,834,829.52	2,179,700.00	1,530,100.28	2,040,133.71	2,159,850.00

ACCOUNT NUMBER	ACCOUNT DESCRIPTION	ACTUAL	APPROVED	Y-T-D ACTUAL	Y-T-D ANNUALIZED	RECOMMENDATIONS
		2019 - 2020	2020 - 2021	THRU 06-30-2021	2020 - 2021	2021 - 2022
02-30-00-6900	PURCHASE - MACH. & EQUIPMENT	-	100,000.00	266,512.73	355,350.31	50,000.00
02-30-00-6920	PURCHASE - MOTOR VEHICLE	-	-	-	-	55,000.00
02-30-00-6926	PROPERTY IMPROVEMENTS	8,085.00	109,000.00	8,442.25	11,256.33	300,000.00
02-30-00-8600	ISAACKS ROAD SANITARY SEWER IMPROVEMENTS	-	-	-	-	100,000.00
	Total Capital Expenditures	8,085.00	209,000.00	274,954.98	366,606.64	505,000.00
02-30-00-6994	TRANSFER OUT - CAP. PROJ.	174,663.28	7,500,000.00	-	-	8,609,470.00
02-30-00-6996	TRANSFER OUT-SEWER PLANT DEBT	502,050.00	640,650.00	-	-	663,400.00
02-30-00-6999	TRANSFER OUT-SEWER REHAB	400,000.00	400,000.00	-	-	400,000.00
	Total Transfers Out	1,076,713.28	8,540,650.00	-	-	9,672,870.00
TOTAL EXPENDITURES		\$ 2,919,627.80	\$ 10,929,350.00	\$ 1,805,055.26	\$ 2,406,740.35	\$ 12,337,720.00

CITY OF HUMBLE
 BUDGET ESTIMATES
 PROPOSED CAPITAL OUTLAY

SEWER DEPARTMENT

PROPOSED CAPITAL OUTLAY:

Purchase 3/4 ton truck with service body to replace Unit # 3005. Current 1/2 ton truck that was purchased in 2009 and has 92,313 miles.	\$ 35,000.00
Purchase service body to be mounted on 3/4 ton truck.	20,000.00
* Replace existing building that houses the following: Superintendent and Foreman's offices, SCADA Control for all Water Wells, Liftstations, Generators, Breakroom and restrooms from employees. (Split between Water & Sewer Depts. Total \$600,000)	300,000.00
Replacement of fine air diffusion sleeve on the aeration basins #5 & #6 at Wastewater Plant.	50,000.00
Isaacks Road Sanitary Sewer Improvements	100,000.00
	505,000.00
TOTAL PROPOSED CAPITAL EXPENDITURES	\$ 505,000.00
TOTAL PROPOSED SEWER DEPARTMENT EXPENDITURES	\$ 12,337,720.00

* Carryover of budgeted item from fiscal year 2021 plus
 additional \$225,000 budgeted in fiscal year 2022.

SPECIAL REVENUE - HOTEL/MOTEL

ACCOUNT NUMBER	ACCOUNT DESCRIPTION	ACTUAL 2019 - 2020	APPROVED 2020 - 2021	Y-T-D ACTUAL THRU 06-30-2021	Y-T-D ANNUALIZED 2020 - 2021	RECOMMENDATIONS 2021 - 2022
40-00-00-6103	COMPUTERS	\$ 4,011.57	\$ -	\$ 3,008.02	\$ 4,010.69	\$ 4,500.00
40-00-00-6130	LEGAL & AUDIT EXPENSE	312.50	5,000.00	-	-	5,000.00
40-00-00-6131	PROFESSIONAL SERVICES	1,500.00	-	-	-	-
40-00-00-6140	JANITORIAL SERVICES - 110 AVE C	-	1,000.00	-	-	1,000.00
40-00-00-6180	CONTRACT SERVICES	567.51	2,000.00	30.00	40.00	2,000.00
40-00-00-6200	UTILITIES - 110 AVE C	2,474.52	3,000.00	1,564.09	2,085.45	3,000.00
40-00-00-6201	UTILITIES - 219 MAIN	2,607.38	4,000.00	742.34	989.79	4,000.00
40-00-00-6203	UTILITIES - 18208 HWY 59	100.74	500.00	42.72	56.96	500.00
40-00-00-6249	PARADE EXPENSES	20,867.58	20,000.00	6,843.10	9,124.13	20,000.00
40-00-00-6250	BEAUTIFICATION EXPENSES	7,243.32	40,000.00	34,886.83	46,515.77	89,000.00
40-00-00-6270	MISCELLANEOUS EXPENSE	-	5,000.00	963.00	1,284.00	12,500.00
40-00-00-6273	MAINTENANCE AGREEMENT	2,378.46	-	1,366.34	1,821.79	-
40-00-00-6280	PUBLICATIONS/MARKETING	1,256.73	10,000.00	374.13	498.84	12,000.00
40-00-00-6400	MAINT. & REPAIRS-BLDG - 110 AVE C	1,386.59	7,500.00	497.55	663.40	10,000.00
40-00-00-6401	MAINT. & REPAIRS-BLDG - 219 MAIN	64.95	5,700.00	625.89	834.52	-
40-00-01-6600	GOD - Advertising & Promotions	-	5,500.00	4,061.86	5,415.81	5,500.00
40-00-01-6601	GOD - Committee Meetings	-	750.00	-	-	750.00
40-00-01-6602	GOD - Crafts	-	200.00	-	-	200.00
40-00-01-6603	GOD - Credit Card Fees	-	1,200.00	-	-	1,200.00
40-00-01-6604	GOD - Credit Card Machine Rental	-	500.00	362.13	482.84	500.00
40-00-01-6605	GOD - Decorations	-	500.00	118.95	158.60	500.00
40-00-01-6606	GOD - Displays, Structures, and Fencing	-	3,000.00	150.00	200.00	3,000.00
40-00-01-6607	GOD - Entertainment	-	15,000.00	9,431.00	12,574.67	15,000.00
40-00-01-6608	GOD - Fence Rental	-	300.00	-	-	300.00
40-00-01-6609	GOD - Games	-	125.00	18.00	24.00	125.00
40-00-01-6610	GOD - Ice	-	350.00	-	-	350.00
40-00-01-6611	GOD - Kids Zone	-	3,500.00	2,030.00	2,706.67	3,500.00
40-00-01-6612	GOD - Other Good Oil Day Expense	-	250.00	351.78	469.04	250.00
40-00-01-6613	GOD - Petting Zoo	-	2,660.00	2,000.00	2,666.67	2,660.00
40-00-01-6614	GOD - Photo Booth	-	550.00	550.00	733.33	550.00
40-00-01-6615	GOD - Plants	-	7,000.00	10,293.12	13,724.16	11,000.00
40-00-01-6616	GOD - Police Charge	-	2,800.00	1,600.00	2,133.33	2,800.00
40-00-01-6617	GOD - Prizes	-	650.00	6,520.45	8,693.93	7,000.00
40-00-01-6618	GOD - Professional Services	-	5,350.00	-	-	10,350.00
40-00-01-6619	GOD - Soda Booth	-	250.00	-	-	250.00
40-00-01-6620	GOD - Sponsor Lunch	-	1,000.00	41.98	55.97	1,000.00
40-00-01-6621	GOD - Tent	-	500.00	-	-	500.00
40-00-01-6622	GOD - T-Shirts	-	2,200.00	980.00	1,306.67	2,200.00
40-00-01-6623	GOD - Volunteer Expense	-	200.00	40.00	53.33	200.00
40-00-01-6624	GOD - Website	-	600.00	435.00	580.00	600.00
	Total Operating Expenditures	44,771.85	158,635.00	89,928.28	119,904.37	233,785.00
40-00-00-6926	PROPERTY IMPROVEMENTS	455,709.80	100,000.00	302.75	302.75	101,000.00
	Total Capital Expenditures	455,709.80	100,000.00	302.75	302.75	101,000.00
40-00-00-6991	TRANSFER OUT GENERAL FUND	340,000.00	200,000.00	-	-	200,000.00
40-00-00-7005	ALLOCATION OF REVENUE TO HUMBLE MUSEUM	-	80,325.00	60,000.00	80,000.00	80,000.00
	Total Transfers Out	340,000.00	280,325.00	60,000.00	80,000.00	280,000.00
TOTAL EXPENDITURES		\$ 840,481.65	\$ 538,960.00	\$ 150,231.03	\$ 200,207.12	\$ 614,785.00

CITY OF HUMBLE
BUDGET ESTIMATES
PROPOSED CAPITAL OUTLAY

SPECIAL REVENUE - HOTEL/MOTEL

PROPOSED CAPITAL OUTLAY:

Main Street Murals - Uptown and Pocket Park	\$ 30,000.00
Green Space (next to museum)	25,000.00
Improvements to the Lambrecht's Artesian Well	40,000.00
4 Ton Condenser and Coil - 110 AVE C	6,000.00
	<hr/>
TOTAL PROPOSED CAPITAL EXPENDITURE	<u>\$ 101,000.00</u>
TOTAL PROPOSED SPECIAL REVENUE - HOTEL/MOTEL EXPENDITURES	<u><u>\$ 614,785.00</u></u>

SPECIAL REVENUE - TRAFFIC ENFORCEMENT (COMBINED)

ACCOUNT NUMBER	ACCOUNT DESCRIPTION	ACTUAL 2019 - 2020	APPROVED 2020 - 2021	Y-T-D ACTUAL THRU 06-30-2021	Y-T-D ANNUALIZED 2020 - 2021	RECOMMENDATIONS 2021 - 2022
41-00-00-6020	SALARIES	\$ 516,089.49	\$ 555,000.00	\$ 363,798.99	\$ 485,065.32	\$ 590,000.00
41-00-00-6021	PART TIME EMPLOYEES	105,875.00	150,000.00	77,387.50	103,183.33	147,000.00
41-00-00-6030	SOCIAL SECURITY EXPENSE	44,488.40	53,980.00	31,507.20	42,009.60	57,000.00
41-00-00-6040	UNEMPLOYMENT INSURANCE	1,870.44	3,200.00	1,863.00	2,484.00	4,000.00
41-00-00-6050	WORKERS' COMPENSATION	3,512.22	6,000.00	2,560.59	3,414.12	5,000.00
41-00-00-6060	RETIREMENT EXPENSE	71,123.96	80,000.00	49,626.18	66,168.24	79,000.00
41-00-00-6070	INSURANCE - GROUP	112,894.71	130,000.00	185,349.48	247,132.64	150,000.00
41-00-00-6085	EMPLOYEE INCENTIVE EXPENSE	1,757.41	2,100.00	1,757.42	2,343.23	2,100.00
41-00-00-6086	EMPLOYEE APPRECIATION/RECOGNITION	-	840.00	-	-	840.00
41-00-00-6095	PRE-EMPLOY/EMPLOYEE SCREENING	-	2,600.00	-	-	2,600.00
41-00-00-6100	OFFICE SUPPLIES & POSTAGE	1,255.85	6,000.00	756.48	1,008.64	3,000.00
41-00-00-6110	RED LIGHT CAMERA LEASE EXPENSE	632,950.80	652,000.00	421,967.20	562,622.93	652,000.00
41-00-00-6111	RED LIGHT CAMERA - COMPROLLER	959,046.67	740,000.00	-	-	960,000.00
41-00-00-6113	RED LIGHT CAMERA COLLECTIONS	97,792.57	100,000.00	73,828.49	98,437.99	100,000.00
41-00-00-6103	COMPUTERS	1,265.00	49,400.00	7,555.91	10,074.55	37,175.00
41-00-00-6105	MATERIAL & SUPPLIES	1,764.36	11,200.00	2,362.21	3,149.61	12,400.00
41-00-00-6106	EQUIPMENT	12,854.13	9,650.00	13,213.26	17,617.68	9,650.00
41-00-00-6112	OFFICE FURNITURE	1,328.55	8,000.00	686.87	915.83	5,000.00
41-00-00-6120	OPERATING ENFORCEMENT SYSTEM EXP	-	1,000.00	-	-	1,000.00
41-00-00-6121	PRINTING & STATIONERY	-	2,000.00	-	-	2,000.00
41-00-00-6130	LEGAL	644.50	8,000.00	547.50	730.00	5,000.00
41-00-00-6140	JANITORIAL SERVICE & SUPPLIES	-	-	20.99	27.99	-
41-00-00-6200	UTILITIES	3,821.97	36,000.00	2,181.48	2,908.64	10,000.00
41-00-00-6210	COMMUNICATIONS	886.70	20,000.00	753.90	1,005.20	10,000.00
41-00-00-6230	FUEL & LUBRICANTS	16,537.88	27,000.00	13,911.82	18,549.09	20,000.00
41-00-00-6235	TIRES & OTHER EXPENSES	-	9,000.00	-	-	5,000.00
41-00-00-6245	TRAINING SCHOOL	934.30	13,300.00	9,874.60	13,166.13	13,300.00
41-00-00-6250	TRAFFIC SAFETY PROGRAMS	-	8,000.00	-	-	5,000.00
41-00-00-6260	UNIFORMS & GEAR	180.00	20,060.00	-	-	20,000.00
41-00-00-6273	MAINTENANCE AGREEMENT	20,488.81	13,400.00	7,593.53	10,124.71	13,400.00
41-00-00-6400	MAINT. & REPAIRS-BUILDING	1,032.85	3,000.00	581.25	775.00	3,000.00
41-00-00-6420	MAINT & REPAIR - MOTOR VEHICLE	467.00	15,000.00	170.00	226.67	7,500.00
41-00-00-6960	LEASE/PURCHASE EQUIPMENT	37,768.32	38,000.00	28,326.24	37,768.32	38,000.00
	Total Operating Expenditures	2,648,631.89	2,773,730.00	1,298,182.09	1,730,909.45	2,969,965.00
41-00-00-6900	PURCHASE - MACH & EQUIP	139,753.17	10,500.00	-	-	53,950.00
41-00-00-6920	PURCHASE - MOTOR VEHICLES	307,220.84	-	-	-	-
41-00-00-6926	PROPERTY IMPROVEMENTS	-	70,000.00	-	-	20,000.00
	Total Capital Expenditures	446,974.01	80,500.00	-	-	73,950.00
TOTAL EXPENDITURES		\$ 3,095,605.90	\$ 2,854,230.00	\$ 1,298,182.09	\$ 1,730,909.45	\$ 3,043,915.00

CITY OF HUMBLE
BUDGET ESTIMATES
PROPOSED CAPITAL OUTLAY

SPECIAL REVENUE - TRAFFIC ENFORCEMENT

PROPOSED CAPITAL OUTLAY

Four (4) additional Autel Evo II Drones	\$	44,000.00
One (1) Blue Vigil RSC1000X 300 Foot Tether Kit M200 Series for current and future drone inventory.		9,950.00
* Security/Door Access Upgrade		10,000.00
* Fire Alarm System		10,000.00
		<hr/>
TOTAL PROPOSED CAPITAL EXPENDITURE	\$	<u>73,950.00</u>
TOTAL PROPOSED SPECIAL REVENUE - TRAFFIC ENFORCEMENT EXPENDITURES	\$	<u><u>3,043,915.00</u></u>

* Carryover of budgeted item from prior fiscal year

CAPITAL PROJECTS FUND

ACCOUNT NUMBER	ACCOUNT DESCRIPTION	ACTUAL 2019 - 2020	APPROVED 2020 - 2021	Y-T-D ACTUAL THRU 06-30-2021	Y-T-D ANNUALIZED 2020 - 2021	RECOMMENDATIONS 2021 - 2022
80-01-00-6240	SEWER REHAB - PHASE V	\$ 1,602,649.37	\$ -	\$ 253,434.32	\$ 337,912.43	\$ -
80-01-00-6305	1 MILLION GALLON ELEVATED STORAGE	96,729.11	-	214,510.20	286,013.60	-
80-01-00-6310	SW WW TRTMT PLT FORCE MAIN & IMPROV.	174,663.28	7,500,000.00	128,825.55	171,767.40	8,609,470.00
80-01-00-6800	RANKIN ROAD & BRIDGE	54,716.00	3,258,939.00	649,838.68	866,451.57	2,034,975.00
80-01-00-6801	RANKIN ROAD WIDENING	317,400.30	-	-	-	-
80-01-00-6802	BLACKS BAYOU DRAINAGE	-	2,053,000.00	27,897.50	37,196.67	2,025,102.00
80-01-00-8602	UTILITY RELOC. - TXDOT FM1960	312,855.04	-	-	-	-
80-01-00-8603	SPEARS VILLAGE DRAINAGE	34,657.00	380,000.00	156,319.91	208,426.55	-
80-01-00-8605	JORDANS GULLY DRAINAGE IMPROVEMENTS	-	1,224,170.00	-	-	1,484,820.00
80-01-00-8607	S. BENDER AVENUE RECONSTRUCTION PROJECT	-	-	-	-	1,993,782.00
80-01-00-8608	DRAINAGE IMPROVEMENTS (BTWN 7TH ST & 1960 BYPASS)	-	-	-	-	716,050.00
80-01-00-8609	DRAINAGE IMPROVEMENTS (BTWN CNTRY VILLAGE & TREBLE DR.)	-	-	-	-	2,855,840.00
TOTAL EXPENDITURES		<u>\$ 2,593,670.10</u>	<u>\$ 14,416,109.00</u>	<u>\$ 1,430,826.16</u>	<u>\$ 1,907,768.21</u>	<u>\$ 19,720,039.00</u>

CITY OF HUMBLE

REFUNDING OBLIGATION FUND REQUIREMENTS

COMBINATION TAX & REVENUE REFUNDING BONDS, SERIES 2016

FISCAL YEAR OCTOBER 1, 2021 - SEPTEMBER 30, 2022

COMBINATION TAX & REVENUE REFUNDING BONDS, SERIES 2016

Bonds Payable 8-15-22	\$ 614,350.00
Interest Payable 2-15-22	24,350.00
Interest Payable 8-15-22	24,350.00
Paying Agents Fees	<u>350.00</u>
TOTAL FUND REQUIREMENTS:	<u>\$ 663,400.00</u>

CITY OF HUMBLE

COMBINATION TAX & REVENUE REFUNDING BONDS, SERIES 2016

DEBT SERVICE SCHEDULE

DATE	PRINCIPAL	COUPON	INTEREST	PERIOD TOTAL	FISCAL TOTAL
2/15/2022			24,350.00	24,350.00	
8/15/2022	590,000.00	2.00%	24,350.00	614,350.00	638,700.00
2/15/2023			18,450.00	18,450.00	
8/15/2023	605,000.00	2.00%	18,450.00	623,450.00	641,900.00
2/15/2024			12,400.00	12,400.00	
8/15/2024	615,000.00	2.00%	12,400.00	627,400.00	639,800.00
2/15/2025			6,250.00	6,250.00	
8/15/2025	<u>625,000.00</u>	2.00%	<u>6,250.00</u>	<u>631,250.00</u>	637,500.00
TOTAL	<u>\$ 2,435,000.00</u>		<u>\$ 122,900.00</u>	<u>\$ 2,557,900.00</u>	

PERSONNEL DATA

FISCAL YEAR OCTOBER 1, 2021 - SEPTEMBER 30, 2022

ADMINISTRATIVE DEPARTMENT

1-City Manager
 1-CFO
 1-City Secretary
 1-Benefit Generalist
1-Administrative/Finance Clerk
 (Formerly Titled Accountant I) (1 Vacant Position)
1-Administrative/Finance Clerk
 (Formerly Titled Administrative Clerk) (1 Vacant Position)
1-Administrative/Finance Clerk
 (Formerly Titled Receptionist)
 1-Accounts Payable Clerk
 1-Payroll Clerk
1-Executive Assistant to the City Secretary
 (Formerly Titled Administrative Assistant)
 6-Elected Official
1-Part-Time Position (1 Vacant Position)
 17-Total Positions (3 Vacant Positions)

STREET DEPARTMENT

1-Superintendent
 1-Foreman
 6-Maintenance/Driver
 2-Heavy Equipment Operator
1-Part-Time Position (1 Vacant Position)
 11-Total Positions (1 Vacant Position)

FIRE DEPARTMENT

1-Chief
 2-Assistant Chief
1-New Division Chief Position (1 Vacant Position)
 3-Battalion Chief
 3-Captain
 3-Lieutenant
 6-Driver/Operator
 27-Firefighters & Paramedics
 1-Logistics Officer
 1-Training Officer
 1-Administrative Assistant
 2-Telecommunications Officer (2 Vacant Positions)
 1-Health Officer
1-Part-Time Medical Director
 53-Total Positions (3 Vacant Positions)

POLICE DEPARTMENT

1-Chief
 1-Assistant Chief (1 Vacant Position)
 1-Captain
 4-Lieutenant
 6-Sergeant
 7-Detective
1-New Detective Position (1 Vacant Position)
 1-Crime Scene Investigator - Detective Division
 45-Police Officers (1 Vacant Positions)
1-New K-9 Police Officer Position (1 Vacant Position)
 1-Telecommunications Supervisor
 10-Telecommunications Officer (3 Vacant Positions)
 1-Executive Secretary
 2-Record Clerk
1-New Property Room Clerk Position (1 Vacant Position)
 2-Police Detective Secretary (1 Vacant Position)
 1-Police Office Manager
 1-Network System Administrator
 7-Part-Time Position (2 Vacant Positions)
6-Part-Time Red Light Camera Position (1 Vacant Position)
 100-Total Positions (12 Vacant Positions)

PARK DEPARTMENT

1-Parks Director
 1-Parks Superintendent
 1-Parks Foreman
5-Maintenance/Driver (1 Vacant Position)
8-Total Positions (1 Vacant Position)

ANIMAL CONTROL

1-Animal Control Officer
 1-Kennel Attendant
1-Part-Time Position
 3-Total Positions

MUNICIPAL COURT DEPARTMENT

1-Court Administrator
 1-Chief Court Clerk
 1-Senior Deputy Court Clerk
 1-Warrant Clerk
 4-Deputy Court Clerk (1 Vacant Position)
 1-Warrant Officer/Bailiff
 1-Part-Time Clerk (1 Vacant Position)
 5-Prosecuting Attorney (1 Vacant Position)
 1-Temporary Judge
 1-Judge
1-Part-Time Bailiff
 18-Total Positions (3 Vacant Positions)

BUILDING DEPARTMENT

1-Bldg. Official/Insp
 1-Deputy Building Official
 1-Sr. Code Enforcement Officer
1-New Code Enforcement Officer Position (1 Vacant Position)
1-New Development Coordinator Position (1 Vacant Position)
3-Permit Clerk
 8-Total Positions (2 Vacant Positions)

VEHICLE/EQUIPMENT MAINT.

1-Vehicle Maint. Superintendent
 2-Mechanic
 3-Total Positions

FIRE MARSHAL DEPARTMENT

1-Fire Marshal
 1-Assistant Fire Marshal
 2-Deputy Fire Marshal
1-Emergency Management Specialist-Fire Inspector/Investigator
 (Formerly Titled Executive Administrative Assistant - EM. Specialist)
1-New Part-Time Position (1 Vacant Position)
 6-Total Positions (1 Vacant Position)

BUILDING MAINTENANCE DEPT.

1-Facilities Manager
 1-Building Maint. Superintendent
 1-Maintenance Technician
3-Total Positions

CIVIC CENTER DEPARTMENT

1-Director
 1-Operations and Maint Tech Manager
 3-Operations and Maint Tech
1-New Operations and Maint Tech Position
 (Replaces 2 PT Operations Positions) (1 Vacant Position)
 2-Sales Coordinator
 1-Administrative Assistant
 1-Senior Activity Coordinator
 5-Part-Time Operations (2 Vacant Positions)
 3-Part-Time Bus Driver (1 Vacant Position)
18-Total Positions (4 Vacant Positions)

WATER DEPARTMENT

1-Director
 2-Secretary (1 Vacant Position)
 2-Utility Billing Clerk
 1-Superintendent (Water Distribution & Wastewater Collection)
 1-Foreman (Water Distribution & Wastewater Collection)
 6-Maintenance Technician (Water Distribution & Wastewater Collection) (1 Vacant Position)
2-Part-Time Position (1 Vacant Position)
 15-Total Positions (3 Vacant Positions)

WASTEWATER DEPARTMENT

1-Assistant Director (1 Vacant Position)
 1-Superintendent (Water & Wastewater Operations)
 1-Foreman (Water & Wastewater Operations)
 1-Maintenance Technician (Water & Wastewater Operations)
 5-Plant Operator (Water & Wastewater Operations)
 1-Part-Time Position (1 Vacant Position)
10-Total Positions (2 Vacant Positions)

229-FULL-TIME POSITIONS

44-PART-TIME POSITIONS

(35-VACANT POSITIONS)

238-EXISTING EMPLOYEES